



INTERFOR

Building Value™

**Notice of the Annual General
Meeting of Shareholders and
Management Information Circular
March 8, 2023**



Interfor Corporation (“**Interfor**” or the “**Company**”) is a growth-oriented forest products company with operations in Canada and the United States. The Company has annual lumber production capacity of approximately 5.2 billion board feet and offers a diverse line of lumber products to customers around the world. Our common shares are traded on the Toronto Stock Exchange under the symbol IFP.

What’s inside:	
LETTER TO SHAREHOLDERS	2
NOTICE OF ANNUAL GENERAL MEETING	3
MANAGEMENT INFORMATION CIRCULAR	4
MEETING MATERIALS	4
VOTING INFORMATION	5
THE ANNUAL GENERAL MEETING	8
Receiving the Consolidated Financial Statements and Auditor’s Report	8
Electing the Directors	8
Appointing the Auditor	15
Having a “Say on Pay”	16
Other Business	16
GOVERNANCE	17
Our Governance Practices	17
Board Characteristics	17
Ethical Business Conduct	22
Director Orientation, Education and Development	23
Roles and Responsibilities of the Board	24
Committees of the Board	28
COMPENSATION	31
Director Compensation	31
Executive Compensation	38
- Compensation Discussion and Analysis	38
- Elements of Total Compensation	41
- Executive Share Ownership Requirements	49
- Summary Compensation Table	50
- Incentive Plan Awards	51
- Total Shareholder Return Comparison	52
- Equity Compensation Plan Information	53
- Retirement Plans	53
- Termination and Change of Control Benefits	55
OTHER INFORMATION	58
APPENDIX A	61



March 8, 2023

Dear Shareholders,

You are invited to join us at our 2023 Annual General Meeting of shareholders. The meeting will be held on Thursday, May 4, 2023 at 12:00 p.m. (Eastern time) at Le Centre Sheraton Montreal Hotel, 1201 René-Lévesque Blvd W, Montreal, Quebec.

This meeting is your opportunity to vote on specific items of business, and ask members of the board and senior management any questions you may have.

The attached management information circular contains important information to help you decide how to vote your shares, including the directors nominated for election, our board and its committees, our governance practices, and how we compensate our directors and executives.

You can read about Interfor's financial results in our 2022 financial statements. Our disclosure documents, including the attached management information circular, are available on our website (www.interfor.com/investors/reports) and under Interfor's profile on SEDAR (www.sedar.com).

Your vote and participation are important to us. If you cannot attend the meeting in person, we encourage you to vote by proxy. You may also join the meeting by teleconference, and in this event we encourage you to vote by proxy and submit your questions in advance. Instructions on how you can exercise your voting rights are found on pages 5 to 7 of the information circular.

We look forward to seeing you on May 4th.

Sincerely,

"Lawrence Sauder"

Lawrence Sauder
Chair of the Board of Directors

"Ian Fillinger"

Ian Fillinger
President & Chief Executive Officer

NOTICE OF ANNUAL GENERAL MEETING

An Annual General Meeting of the shareholders of Interfor Corporation (the “**Company**” or “**Interfor**”) will be held at the following time and place (subject to any postponement or adjournment):

DATE: Thursday, May 4, 2023

TIME: 12:00 p.m. (Eastern time)

PLACE: Le Centre Sheraton Montreal Hotel
1201 René-Lévesque Blvd W
Montreal, Quebec

TELECONFERENCE: Toll Free number: 1-888-396-8049

The business of the Annual General Meeting is to:

1. receive the consolidated financial statements of the Company for the year ended December 31, 2022 and the auditor’s report;
2. elect the directors;
3. appoint the auditor and authorize the directors to set the auditor’s fees;
4. consider a non-binding advisory resolution on our approach to executive compensation; and
5. transact any other business that may properly come before the Annual General Meeting.

The accompanying information circular provides additional information relating to the matters to be dealt with at the Annual General Meeting and is deemed to form part of this Notice of Annual General Meeting. You have a right to vote if you held Interfor common shares at the close of business on March 8, 2023. Your vote is important and we encourage you to participate in the Annual General Meeting, either in person or by proxy. If you have COVID-19 symptoms or have tested positive for COVID-19 in the 5 days preceding the Annual General Meeting, please refrain from attending in person. Attendees in person will be required to adhere to any requirements prescribed by public health authorities. Shareholders who attend by teleconference will not be able to vote or speak via the teleconference line during the Annual General Meeting, and are encouraged to vote in advance by proxy. All shareholders are invited to submit questions to be addressed at the Annual General Meeting, by sending an email to corporatesecretary@interfor.com by May 3, 2023.

By order of the Board of Directors,

“Xenia Kritsos”

Xenia Kritsos
General Counsel & Corporate Secretary
Burnaby, British Columbia
March 8, 2023

MANAGEMENT INFORMATION CIRCULAR

You have received this Information Circular because you owned Shares on March 8, 2023, and Interfor's management is soliciting your proxy for the upcoming annual general meeting on May 4, 2023.

We are contacting Shareholders primarily using a "notice and access" procedure under Canadian securities rules. The Company is paying for the cost of soliciting your proxy. Our Board has approved the contents of this Information Circular and has authorized us to distribute it to Shareholders.

In this Information Circular:

- "you" and "your" mean Shareholders
- "we", "us", "our", "Company" and "Interfor" mean Interfor Corporation
- "Board" means Interfor's board of directors
- "Shares" means Interfor's common shares
- "Shareholder" means a holder of Shares
- "Information Circular" means this management information circular
- "Meeting" means the 2023 annual general meeting of Shareholders
- "Record Date" means March 8, 2023

In this Information Circular, all dollar amounts are in Canadian dollars and information is as of March 8, 2023, unless stated otherwise.

MEETING MATERIALS

We are delivering your Meeting materials, including this Information Circular, by sending you a notice (a "**Short Form Notice**") and making the Meeting materials available for download from our website at www.interfor.com/investors/reports, on March 8, 2023 and for at least one year after that date. The Meeting materials can also be accessed under Interfor's profile on SEDAR at www.sedar.com. If you have any questions about this "notice and access" process, you can call Computershare Investor Services Inc. toll free (in North America) at 1-866-964-0492.

We will mail a paper copy of the Meeting materials to any Shareholder who previously requested a paper copy. If you received only the Short Form Notice and would like a paper copy of the Meeting materials please call us at 1-844-210-2879.

If you are a beneficial Shareholder who has not objected to the Company being given your name, address and the number of Shares you hold, then we will send the Short Form Notice and associated materials to you in accordance with applicable securities regulatory requirements. If you are an objecting beneficial Shareholder, then Interfor will pay for clearing agencies and intermediaries to deliver to you the Short Form Notice and associated materials.

VOTING INFORMATION

Am I entitled to vote at the Meeting?

Shareholders at the close of business on the record date of March 8, 2023 are entitled to vote at the Meeting.

How many Shareholders do we need to reach a quorum?

A quorum is two persons present in person or by proxy, who together hold or represent at least 25% of the votes entitled to be cast at the Meeting.

Each Shareholder is entitled to one vote for each Share held. The authorized capital of the Company consists of 150,000,000 Shares and 5,000,000 preference shares and, as of March 8, 2023, there were 51,441,803 Shares issued and outstanding and no preference shares issued or outstanding.

Am I a registered or beneficial Shareholder?

You are a **registered Shareholder** if you have a share certificate or Direct Registration System (DRS) Advice issued in your name.

You are a **beneficial Shareholder** if your Shares are registered in the name of an intermediary (for example, a bank, trust company, trustee, broker or investment dealer, clearing agency or other institution), or you hold your Shares through the Interfor Employee Share Purchase Plan. Most Shareholders are beneficial Shareholders.

How can I vote my Shares?

How you vote depends on whether you are a registered or beneficial Shareholder.

If you are a **registered Shareholder**, you can attend the Meeting and cast your vote in person, **or appoint someone else as your proxy to attend and vote your Shares for you by completing the proxy form included with the Short Form Notice and delivering it to the Company's transfer agent in accordance with the instructions on the proxy form** (online at www.investorvote.com, telephonically by calling 1-866-732-8683, or by mail to Computershare Investor Services Inc., Attn: Proxy Department, 8th Floor, 100 University Avenue, Toronto, Ontario, M5J 2Y1). **In order to be valid, proxy forms must be received by Computershare Investor Services Inc. by no later than 12:00 p.m. (Eastern time) on May 2, 2023 or, if the Meeting is adjourned or postponed, at least 48 hours excluding Saturdays, Sundays and holidays before any adjourned or postponed meeting.**

If you are a **beneficial Shareholder**, please return your voting instructions in accordance with the instructions on the voting instruction form included with the Short Form Notice. **To be taken into account, your voting instructions must be delivered sufficiently in advance of the proxy deadline of May 2, 2023, to enable your nominee to act on your instructions prior to this deadline. If you are a beneficial Shareholder and do not complete and return your voting instruction form in accordance with the directions provided to you, you may lose the right to vote at the Meeting, either in person or by proxy.**

All Shareholders are urged to carefully review the Information Circular before casting any votes on any matters to be considered at the Meeting.

Who votes my Shares?

If you want to vote in person at the Meeting, check in with a Computershare representative when you arrive at the venue and, if you are a beneficial Shareholder, ensure that prior to the Meeting you have appointed yourself as proxyholder on your voting instruction form and have followed all the applicable instructions provided by your intermediary.

Voting by proxy means you can appoint someone (your proxyholder) to attend the Meeting for you and vote or withhold your Shares from voting according to your instructions. Your proxyholder does not need to be an Interfor shareholder. If you don't specifically appoint someone to be your proxyholder, the two Interfor representatives named in the proxy form, Ian Fillinger, President & Chief Executive Officer or, failing him, Xenia Kritsos, General Counsel & Corporate Secretary of the Company ("**Company Nominees**"), will act as your proxyholder and vote your Shares according to your instructions marked on the proxy form.

You can appoint a person other than the Company Nominees to represent you at the Meeting, by printing that person's name in the space provided on the proxy form or voting instruction form included with the Short Form Notice. Your votes can only be counted if the person you appointed as your proxyholder attends the Meeting and votes on your behalf.

How will my Shares be voted if I return a proxy form or voting instruction form?

By completing and returning a proxy form or voting instruction form, you are authorizing the person named in the proxy form or voting instruction form to attend the Meeting and vote or withhold your Shares on each item of business, including on any ballot that may be called for, in accordance with your instructions. **If you return a proxy form or voting instruction form without providing voting instructions, your Shares will be voted in favour of:**

- (i) electing as a director each person nominated in this Information Circular;**
- (ii) appointing KPMG LLP as auditor of the Company and authorizing the directors to set the auditor's fees; and**
- (iii) approving, on a non-binding advisory basis, the Company's approach to executive compensation.**

If you complete and return a proxy form or voting instruction form and there are amendments to the matters identified in the Notice of Meeting or other matters properly come before the Meeting, your proxyholder will have the discretion to vote your Shares as they consider best with regard to those amendments or other matters. As of the date of this Information Circular, we are not aware of any such amendments or other matters.

Can I revoke a proxy?

A **registered Shareholder** may revoke a proxy before it is acted on by:

- (a) delivering a written and signed statement that you want to revoke your proxy to either:
 - (i) the Company's Corporate Secretary at 1600-4720 Kingsway, Burnaby, BC V5H 4N2, at any time up to and including the last business day preceding the day of the Meeting, or any postponed or adjourned meeting; or
 - (ii) the Chair of the Meeting or any adjourned meeting, at the Meeting or postponed or adjourned meeting;

(b) completing, dating and signing a proxy form bearing a later date and delivering it (by the date and time specified on the proxy form) to the Company's transfer agent in accordance with the instructions on the proxy form; or

(c) any other manner provided by law.

Beneficial Shareholders may revoke or change their voting instructions before they are acted on, by contacting their broker or other intermediary and following their instructions.

Is my vote by proxy confidential?

Yes, your vote by proxy is confidential. Proxies are received, counted and tabulated by our transfer agent, Computershare Investor Services Inc., in a way that preserves the confidentiality of individual Shareholders' votes. Proxies are referred to the Company only in cases where a Shareholder clearly intends to communicate with management, when it is necessary to do so to meet the requirements of applicable law, or in the event of a proxy contest.

Do any Shareholders beneficially own 10% or more of the Shares?

As of March 8, 2023, to the knowledge of the directors and executive officers of the Company, no persons beneficially own, or control or direct, directly or indirectly, more than 10% of the Shares.

Are any special measures being taken at the Meeting due to the Coronavirus disease (COVID-19)?

Interfor's highest priority is the health and safety of our employees and clients, their families and the communities in which we live and work. If you have COVID-19 symptoms or have tested positive for COVID-19 in the 5 days preceding the Meeting, please refrain from attending in person. Shareholders who attend in person will be required to adhere to any requirements prescribed by public health authorities at the time of the Meeting. A teleconference line will be available for Shareholders who do not wish to attend in person. Shareholders who attend by teleconference will not be able to vote or speak via the teleconference line during the Meeting, and therefore must vote in advance by proxy. All Shareholders are invited to submit questions to be addressed at the Meeting, by sending an email to corporatesecretary@interfor.com by May 3, 2023.

Shareholders should refer to the instructions under "**How can I vote my Shares?**" on page 5 in order to ensure that their Shares are voted at the Meeting.

What if I have a question?

If you have any questions about voting your Shares, you can contact Computershare Investor Services Inc.:

Email:	service@computershare.com
Toll-free (North America):	1-800-564-6253
International:	+1 514-982-7555

The Annual General Meeting

The Meeting will cover four items of business, and you will be asked to vote on three of them.

1. RECEIVING THE CONSOLIDATED FINANCIAL STATEMENTS AND AUDITOR'S REPORT

Our consolidated financial statements for the year ended December 31, 2022 and the auditor's report, will be received at the Meeting. Our consolidated financial statements for the year ended December 31, 2022 and management's discussion and analysis, are available on our website (www.interfor.com) and under the Company's profile on SEDAR (www.sedar.com). You will have an opportunity to submit questions about our consolidated financial statements for the year ended December 31, 2022 and the auditor's report by sending an email to corporatesecretary@interfor.com prior to May 3, 2023 and your questions will be addressed at the Meeting.

2. ELECTING THE DIRECTORS

The Corporate Governance, Responsibility & Nominating Committee in conjunction with the Chair of the Board, has recommended to the Board that the ten nominees described below stand for election as directors of the Company, after assessing their individual qualifications, diversity, experience and expertise and being satisfied that they exhibit integrity, professionalism and independent judgment, to ensure that they fulfill the Board's composition, skills, experience and diversity requirements. Shareholders will elect the Board of directors at the Meeting. Director nominees are voted on individually (not by slate voting), each Share is entitled to one vote, and no cumulative rights are authorized.

All of our current directors are standing for re-election at the Meeting, other than Ms. Hull who has indicated that she is unavailable for re-election. The Board has waived the application this year of the mandatory retirement policy to Messrs. McMillan and Whitehead, in light of the Company's ongoing Board succession process, which has resulted in the appointments of four new directors in the past five years, and is expected to result in at least two new appointments in the next two years. The Board has determined that as new directors join the Board, the Company will benefit from certain longer-tenured directors continuing to be available as a resource to both directors and management, given their specific mix of skills and experience in manufacturing and operational environments, regional knowledge in locations of strategic importance to the Company, and their experience and ability to support the Company's growth and integration initiatives.

The Company has intensified its new director search efforts and engaged an independent search consultant for this process. We anticipate that new director appointments will correlate with the retirement of directors with corresponding skills, experience and attributes, subject to a reasonable overlap period (if needed) to facilitate the onboarding of newly appointed directors. The Board's waiver of the mandatory retirement policy this year is limited to the special circumstances currently faced by the Company, and the Board will reassess the eligibility of directors for re-election next year in the context of the status of the Board succession process and prevailing circumstances at that time.


The Board recommends that you vote FOR all ten nominees standing for election as directors of the Company, to hold office until the next annual general meeting of Shareholders.


Our Policy on Majority Voting


The Company's majority voting policy requires that, if a director receives more *withhold* than *for* votes at the Meeting, they will offer to resign after the Meeting. The Corporate Governance, Responsibility & Nominating Committee will consider the offer of resignation and, except in extraordinary circumstances, will recommend that the Board accept the resignation. The director in question will not participate in any Board or committee meetings during which such resignation is considered. The Board will make its decision within 90 days of the Meeting and the Company will promptly announce its decision in a press release. If the Board accepts the resignation, it may choose to leave a vacancy on the Board or fill the vacancy by appointing a new director in accordance with the Company's Articles. The majority voting policy only applies to uncontested elections, where the number of nominated directors equals the number of directors to be elected.


Director Nominee Profiles


The following tables tell you about each of the nominated directors, including their background and experience, meeting attendance, Share ownership and other public company boards on which they serve. Each director has provided information about the Shares they own or over which they exercise control or direction.


 <p>IAN M. FILLINGER Age 54 Kamloops, BC, Canada Director since January 2020 Not Independent</p>	<p>Mr. Fillinger has been the President & Chief Executive Officer of Interfor since January 2020. Since joining Interfor in 2005 as General Manager, Interior Operations, he has accepted progressively senior roles with the Company. Mr. Fillinger was appointed SVP & Head of Operations in December 2015 with responsibility for all of the Company's manufacturing, woodlands, timber procurement and capital projects activities. He was appointed SVP & Chief Operating Officer in February 2018. He has more than 30 years of experience in the lumber industry, including at Pacific Forest Products, Riverside Forest Products and Canadian Forest Products. Mr. Fillinger holds a Master of Business Administration from Athabasca University and a Diploma in Wood Products Engineering from the British Columbia Institute of Technology.</p>			
	Areas of Experience			
	Strategic Leadership		Industry Knowledge	
	Financial		International	
	Governance		Government Relations & Public Policy	
	Human Resources & Compensation		Environment, Health & Safety	
	Other Public Company Board or CEO roles		Positions	
	n/a		n/a	
	2022 AGM Voting Results			
	Votes in Favour		Votes Withheld	
41,498,529	96.96%	1,299,999	3.04%	
Interfor Board & Committee Memberships in 2022		2022 Attendance	Percentage Attended	
Board ⁽¹⁾		5 of 5	100%	
Shares and Share Equivalents Held as of March 8, 2023				
Shares held⁽³⁾	DSUs held⁽⁴⁾	Total Shares and DSUs held	Total value of Shares and DSUs⁽⁵⁾	Share ownership requirement⁽⁶⁾
72,513	19,627	92,140	\$2,171,740	By January 1, 2025


 <p>CHRISTOPHER R. GRIFFIN Age 60 Chicago, IL, USA Director since August 2019 Independent</p>	<p>Mr. Griffin is President & Chief Executive Officer of USG Corporation and was appointed to that role in April, 2019. He has also been a Director of the National Association of Manufacturers since March, 2021. Mr. Griffin's previous roles with USG include Chief Operating Officer from 2013 to 2015; Executive Vice President, Operations; President, International; President of USG's Canadian subsidiary CGC and several other roles in sales, product management, manufacturing and operations. He also served as Regional Chief Executive Officer (North America), and then Chief Executive Officer, of Knauf Insulation North America from 2016 to 2019. Mr. Griffin is a member of the Board of Directors of Chicagoland Habitat for Humanity and Make-A-Wish Illinois. He is a past member of the Board of Directors for the Construction Technology for Women association, a past member of the Board of Governors for George Brown Community College and has served volunteer roles with Junior Achievement. Mr. Griffin holds a bachelor's degree in economics from Wilfrid Laurier University in Ontario, Canada, and has completed the advanced management program at the Wharton School of the University of Pennsylvania.</p>			
	Areas of Experience			
	Strategic Leadership Financial International Human Resources & Compensation		Industry Knowledge Government Relations & Public Policy Environment, Health & Safety	
	Other Public Company Board or CEO roles		Positions	
	n/a		n/a	
	2022 AGM Voting Results			
	Votes in Favour		Votes Withheld	
	42,375,864	99.01%	422,664	0.99%
	Interfor Board & Committee Memberships in 2022		2022 Attendance	Percentage Attended
	Board ⁽¹⁾ Corporate Governance, Responsibility & Nominating Committee ⁽¹⁾ Environment & Safety Committee ⁽²⁾		4 of 5 4 of 4 4 of 4	92% ⁽⁷⁾
Shares and Share Equivalents Held as of March 8, 2023				
Shares held⁽³⁾	DSUs held⁽⁴⁾	Total Shares and DSUs held	Total value of Shares and DSUs⁽⁵⁾	Share ownership requirement⁽⁶⁾
-	26,268	26,268	\$619,137	Meets requirement


 <p>RHONDA D. HUNTER Age 60 Newhope, Arkansas, USA Director since May 2019 Independent</p>	<p>Ms. Hunter is currently a director of Schnitzer Steel Industries, Inc. (NASDAQ: SCHN). From 2013 to 2018, she was the Senior Vice President, Timberlands of Weyerhaeuser Company, after having held multiple operations, sales, logistics and finance roles at Weyerhaeuser since 1987. Ms. Hunter has been active in a number of industry organizations, including the American Forest Foundation (2014-2018), National Council for Air and Stream Improvement (2014-2018), Arkansas Forestry Association (2002-2013), and Nature Conservancy of Arkansas (2007-2014). She has a Bachelor of Science degree in Accounting from Henderson State University and completed executive education at Harvard Business School and Duke University.</p>			
	Areas of Experience			
	Strategic Leadership Financial Governance Human Resources & Compensation		Industry Knowledge International Government Relations & Public Policy Environment, Health & Safety	
	Other Public Company Board or CEO roles		Positions	
	Schnitzer Steel Industries, Inc. (NASDAQ: SCHN)		Director	
	2022 AGM Voting Results			
	Votes in Favour		Votes Withheld	
	41,372,899	96.67%	1,425,629	3.33%
	Interfor Board & Committee Memberships in 2022		2022 Attendance	Percentage Attended
	Board ⁽¹⁾ Corporate Governance, Responsibility & Nominating Committee ⁽²⁾ Management Resources & Compensation Committee ⁽¹⁾		5 of 5 4 of 4 4 of 4	100%
Shares and Share Equivalents Held as of March 8, 2023				
Shares held⁽³⁾	DSUs held⁽⁴⁾	Total Shares and DSUs held	Total value of Shares and DSUs⁽⁵⁾	Share ownership requirement⁽⁶⁾
-	17,274	17,274	\$407,148	By July 1, 2027


 <p>J. EDDIE McMILLAN Pensacola, Florida, USA Age 77 Director since October 2006 Independent</p>	<p>Mr. McMillan is an independent business consultant. From 1998 until his retirement in 2002, he was Executive Vice President – Wood Products Group of Willamette Industries Inc., a forest products company. Prior to 1998, Mr. McMillan held various management positions with Willamette Industries Inc. Over the years, he has served as a director of Forest Express, Inc. and has been associated with numerous industry association boards, including the American Plywood Association, National Particleboard Association, Particleboard and MDF Institute, Southern Forest Products Association, Western Wood Products Association, National Association of Lumber Wholesalers and the American Forest and Paper Association. He holds a Bachelor of Science (Accounting/Business Administration) from Louisiana Tech University.</p>			
	Areas of Experience			
	Strategic Leadership Financial Governance Human Resources & Compensation		Industry Knowledge International Government Relations and Public Policy Environment, Health & Safety	
	Other Public Company Board or CEO roles		Positions	
	n/a		n/a	
	2022 AGM Voting Results			
	Votes in Favour		Votes Withheld	
	41,286,387	96.47%	1,512,141	3.53%
	Interfor Board & Committee Memberships in 2022		2022 Attendance	Percentage Attended
	Board ⁽¹⁾ Corporate Governance, Responsibility & Nominating Committee ⁽¹⁾ Environment & Safety Committee ⁽¹⁾		5 of 5 4 of 4 4 of 4	100%
Shares and Share Equivalents Held as of March 8, 2023				
Shares held⁽³⁾	DSUs held⁽⁴⁾	Total Shares and DSUs held	Total value of Shares and DSUs⁽⁵⁾	Share ownership requirement⁽⁶⁾
-	68,600	68,600	\$1,616,902	Meets requirement


 <p>THOMAS V. MILROY Toronto, ON, Canada Age 67 Director since February 2016 Independent</p>	<p>Mr. Milroy is a director of APi Group Corporation (NYSE: APG) and serves as a member of the Nominating & Corporate Governance Committee and as Chair of the Compensation Committee. He is also a director of Generation Capital Limited, a private investment company. He also serves on the boards of a number of not-for-profit organizations, including the Centre for Addiction and Mental Health (CAMH), Evergreen, and Century Initiative. Prior to that, Mr. Milroy served on the board of Restaurant Brands International Inc. (TSX/NYSE: QSR, TSX: QSP) and one of its predecessor companies, from 2013 to 2018. He worked for BMO Financial Group from 1993 to 2015, and served as Chief Executive Officer of BMO Capital Markets from 2008 to 2014, where he was responsible for all of BMO's business involving corporate, institutional and government clients globally. Mr. Milroy holds a Bachelor of Law and Master of Law from Cambridge University, an LLB from Dalhousie University, and a Bachelor of Arts from McGill University. He has completed the Advanced Management Program at the Harvard Business School. Mr. Milroy is a member of the Law Society of Upper Canada.</p>			
	Areas of Experience			
	Strategic Leadership International Human Resources & Compensation		Financial Governance	
	Other Public Company Board or CEO roles		Positions	
	APi Group Corporation (NYSE: APG)		Director	
	2022 AGM Voting Results			
	Votes in Favour		Votes Withheld	
	42,720,872	99.82%	77,656	0.18%
	Interfor Board & Committee Memberships in 2022		2022 Attendance	Percentage Attended
	Board ⁽¹⁾ Audit Committee ⁽²⁾ Management Resources & Compensation Committee ⁽¹⁾		5 of 5 4 of 4 4 of 4	100%
Shares and Share Equivalents Held as of March 8, 2023				
Shares held⁽³⁾	DSUs held⁽⁴⁾	Total Shares and DSUs held	Total value of Shares and DSUs⁽⁵⁾	Share ownership requirement⁽⁶⁾
15,000	51,139	66,139	\$1,558,896	Meets requirement

 <p>GILLIAN L. PLATT Kelowna, BC, Canada Age 69 Director since October 2016 Independent</p>	<p>Ms. Platt is a non-executive director and former Senior Independent Director of CRH plc (LSE: CRH, ISE: CRG, NYSE: CRH), an Irish based building materials group and has served on that board since January 2017. From 2014 to 2016, she was the Executive Vice President and Chief Human Resources Officer at Finning International Inc. (TSX: FTT) with global responsibility for human resources, talent development and corporate communications. Prior to joining Finning, Ms. Platt was Executive Vice President, Human Resources & Corporate Affairs and Executive Vice President, Strategy & Corporate Development at Aviva, a multinational insurance company. She served as Vice President, Human Resources Planning and Development for Hudson's Bay Company and Senior Vice President, Corporate Affairs and Human Resources for Ontario Municipal Employees Retirement System. Ms. Platt holds a Bachelor of Arts from the University of Western Ontario and a Masters of Education from the University of Toronto.</p>			
	Areas of Experience			
	Strategic Leadership International Government Relations & Public Policy Environment, Health & Safety		Financial Governance Human Resources & Compensation	
	Other Public Company Board or CEO roles		Positions	
	CRH plc (LSE: CRH, ISE: CRG, NYSE: CRH)		Director	
	2022 AGM Voting Results			
	Votes in Favour		Votes Withheld	
	42,723,737	99.83%	74,791	0.17%
	Interfor Board & Committee Memberships in 2022		2022 Attendance	Percentage Attended
	Board ⁽¹⁾ Audit Committee ⁽¹⁾ Environment & Safety Committee ⁽¹⁾		5 of 5 4 of 4 4 of 4	100%
Shares and Share Equivalents Held as of March 8, 2023				
Shares held⁽³⁾	DSUs held⁽⁴⁾	Total Shares and DSUs held	Total value of Shares and DSUs⁽⁵⁾	Share ownership requirement⁽⁶⁾
-	28,792	28,792	\$678,627	Meets requirement

 <p>LAWRENCE SAUDER Vancouver, BC, Canada Age 70 Director since April 1984; Chair since 2008 Independent</p>	<p>Mr. Sauder is a director of Metrie Canada Ltd. (formerly Sauder Industries Limited), a manufacturer and distributor of building products. From 2008 to 2021 Mr. Sauder was a director and Chair of ADENTRA Inc. (formerly Hardwoods Distribution Inc.) (TSX: ADEN), a distributor of wood products. From 2010 to 2018 Mr. Sauder was Chair of Metrie Canada Ltd. From 2010 to 2014, Mr. Sauder was Chief Executive Officer of Metrie Canada Ltd. and from 1988 to 2014, he was President of the Sauder Group of Companies.</p>			
	Areas of Experience			
	Strategic Leadership Financial Human Resources & Compensation		Industry Knowledge Governance Environment, Health & Safety	
	Other Public Company Board or CEO roles		Positions	
	n/a		n/a	
	2022 AGM Voting Results			
	Votes in Favour		Votes Withheld	
	39,508,925	92.31%	3,289,603	7.69%
	Interfor Board & Committee Memberships in 2022		2022 Attendance	Percentage Attended
	Board ⁽²⁾		5 of 5	100%
Shares and Share Equivalents Held as of March 8, 2023				
Shares held⁽³⁾	DSUs held⁽⁴⁾	Total Shares and DSUs held	Total value of Shares and DSUs⁽⁵⁾	Share ownership requirement⁽⁶⁾
145,274	115,452	260,726	\$6,145,312	Meets requirement

 <p>CURTIS M. STEVENS Portland, Oregon, USA Age 70 Director since May 2018 Independent</p>	<p>Mr. Stevens is a director of Quanex Building Products Corporation (NYSE: NX) and has served on that board since 2010. He served as the CEO and a director of Louisiana-Pacific Corporation (NYSE: LPX), a building materials manufacturer, from 2012 until his retirement in June 2017. Mr. Stevens served as Louisiana-Pacific's Chief Operating Officer and Executive Vice President (2011 to 2012), Chief Financial Officer (1997 to 2011) and Executive Vice President, Administration (2002 to 2011). Mr. Stevens served as Chair of the Forest Products Association of Canada (2015 to 2017) and as a board member of the Nashville Area Chamber of Commerce (2014 to 2017). Mr. Stevens holds a Bachelor of Arts in Economics and a Master of Business Administration with a concentration in Finance from the University of California at Los Angeles.</p>			
	Areas of Experience			
	Strategic Leadership Financial Governance Human Resources & Compensation		Industry Knowledge International Government Relations and Public Policy Environment, Health & Safety	
	Other Public Company Board or CEO roles		Positions	
	Quanex Building Products Corporation (NYSE: NX)		Director	
	2022 AGM Voting Results			
	Votes in Favour		Votes Withheld	
	42,722,985	99.82%	75,543	0.18%
	Interfor Board & Committee Memberships in 2022		2022 Attendance	Percentage Attended
	Board ⁽¹⁾ Audit Committee ⁽¹⁾ Management Resources & Compensation Committee ⁽²⁾		5 of 5 4 of 4 4 of 4	100%
Shares and Share Equivalents Held as of March 8, 2023				
Shares held⁽³⁾	DSUs held⁽⁴⁾	Total Shares and DSUs held	Total value of Shares and DSUs⁽⁵⁾	Share ownership requirement⁽⁶⁾
-	36,826	36,826	\$867,989	Meets requirement

 <p>THOMAS TEMPLE Kingston, Washington, USA Age 66 Director since August, 2022 Independent</p>	<p>Mr. Temple held the position of Vice-President at PotlatchDeltic from 2008 until his retirement in 2021, with responsibilities that included the Wood Products Division and the Southern Timberlands. His prior roles include Vice President, International Sales and Panel Marketing at Canfor (2004 – 2007); Vice President, Sales and Marketing at Slocan Forest Products (2003); Executive Vice President at Rossi American Hardwoods (1998 – 2002); and various management positions in Forestry, Sales, and Manufacturing at Plum Creek Timber Company (1981 – 1998). Prior to his retirement, Mr. Temple also served as Chairman, Vice-Chairman and Trustee for APA – The Engineered Wood Association and served on the Board of Directors of Western Wood Products Association, Southern Pine Inspection Bureau and the Canadian Wood Council. He holds a Master of Science (Forestry) from the State University of New York at Syracuse and a Bachelor of Science (Forestry) from Oregon State University.</p>			
	Areas of Experience			
	Strategic Leadership Financial Governance Human Resources & Compensation		Industry Knowledge International Government Relations and Public Policy Environment, Health & Safety	
	Other Public Company Board or CEO roles		Positions	
	n/a		n/a	
	2022 AGM Voting Results			
	Votes in Favour		Votes Withheld	
	n/a	n/a	n/a	n/a
	Interfor Board & Committee Memberships in 2022		2022 Attendance	Percentage Attended
	Board ⁽¹⁾ Environment & Safety Committee ⁽¹⁾ Corporate Governance, Responsibility & Nominating Committee ⁽¹⁾		2 of 2 1 of 1 1 of 1	100%
Shares and Share Equivalents Held as of March 8, 2023				
Shares held⁽³⁾	DSUs held⁽⁴⁾	Total Shares and DSUs held	Total value of Shares and DSUs⁽⁵⁾	Share ownership requirement⁽⁶⁾
1,000	3,429	4,429	\$106,920	By August 4, 2027

 <p>DOUGLAS W.G. WHITEHEAD Age 76 West Vancouver, BC, Canada Director since April 2007 Independent</p>	<p>Mr. Whitehead is currently a director of Kal Tire Ltd. and a director of Belcorp Industries Inc. From 2000 to 2019 Mr. Whitehead was a director of Finning International Inc. (TSX: FTT). From 2008 to 2016 and from 2017 to 2019, Mr. Whitehead was Board Chair of Finning, and from 2000 to 2008 he was the President and Chief Executive Officer of Finning. Prior to joining Finning, Mr. Whitehead held a number of senior executive positions with Fletcher Challenge Canada, including President and Chief Executive Officer, Senior Vice President and Chief Operating Officer and Vice President of the Crown Packaging Division. Previously, he served as director of Inmet Mining Corporation, Ballard Power Systems Inc., Terasen Inc., Fletcher Challenge Canada, Finlay Forest Industries, Timberwest Forest Limited and Kinder Morgan, Inc. Mr. Whitehead holds a Bachelor of Applied Sciences degree (Civil Engineering) from the University of British Columbia and a Master of Business Administration from the University of Western Ontario.</p>			
	Areas of Experience			
	Strategic Leadership Financial Governance Human Resources & Compensation		Industry Knowledge International Government Relations & Public Policy Environment, Health & Safety	
	Other Public Company Board or CEO roles		Positions	
	n/a		n/a	
	2022 AGM Voting Results			
	Votes in Favour		Votes Withheld	
	41,437,095	96.82%	1,361,433	3.18%
	Interfor Board & Committee Memberships in 2022		2022 Attendance	Percentage Attended
	Board ⁽¹⁾ Environment & Safety Committee ⁽¹⁾ Management Resources & Compensation Committee ⁽¹⁾		4 of 5 3 of 4 3 of 4	77% ⁽⁸⁾
Shares and Share Equivalents Held as of March 8, 2023				
Shares held⁽³⁾	DSUs held⁽⁴⁾	Total Shares and DSUs held	Total value of Shares and DSUs⁽⁵⁾	Share ownership requirement⁽⁶⁾
12,000	60,147	72,147	\$1,700,505	Meets requirement

(1) Current member of Board/committee.

(2) Current chair of Board/committee.

(3) The number of Shares held, including Shares directly or indirectly beneficially owned or under the control or direction of such nominee.

(4) For information on deferred share units ("DSUs"), see "Deferred Share Unit Plan" on page 32 of this Information Circular.

(5) This value is calculated as the greater of: (i) actual cost of Shares plus the grant date market value of DSUs awarded; and (ii) the fair market value of the Shares and DSUs, calculated using the volume weighted average trading price of the Shares on the Toronto Stock Exchange for the five trading days preceding the applicable valuation date. The fair market value used for this comparison is \$23.57 per Share or DSU held, being the volume weighted average trading price of the Shares on the Toronto Stock Exchange for the five trading days preceding March 8, 2023.

(6) In accordance with the updated Director Compensation policy effective July 1, 2022, all non-executive Directors (including the Chair of the Board) are required to own a minimum value of Common Shares or DSUs equal to three (3) times the current Annual Director Retainer, or the Annual Director and Board Chair Retainers in the case of the Board Chair, within five (5) years of becoming a Director or the Board Chair, or by July 1, 2027, whichever is later. The President & CEO, Mr. Fillinger, is required to hold a minimum value of Shares and/or DSUs, equal to three times his annual base salary – see page 49 of the Information Circular for details of his Share ownership requirement. In determining whether a director has met their minimum Share ownership requirement, the value of the total number of Shares and DSUs held by a director is calculated in the manner described in note (5) above.

(7) Due to a scheduling conflict, Mr. Griffin was unable to attend an *ad hoc* Board meeting which was scheduled in addition to the regular quarterly board meetings.

(8) Mr. Whitehead was unable to attend the Q1'22 Board and Committee meetings due to a medical leave.

3. APPOINTING THE AUDITOR

The Board recommends the re-appointment of KPMG LLP, Chartered Professional Accountants, Vancouver, BC as the auditor of the Company to hold office until the close of the next annual general meeting of the Company. KPMG LLP has served as the auditor of the Company for more than five years, and its partners are subject to periodic rotation of their responsibilities for providing audit services to the Company. The Board will also be authorized to set the fees paid to the auditor. As a Shareholder, you have the opportunity to vote for or withhold from voting for the appointment of the auditor by voting on the following resolution:

"BE IT RESOLVED that KPMG LLP be appointed as auditor of the Company to hold office until the close of the next annual general meeting and the Board of Directors of the Company be authorized to set the fees of the auditor."

The Board recommends that you vote FOR the resolution appointing KPMG LLP as the auditor of the Company and authorizing the Board to set the auditor's fees.

Audit Fees

The table below shows fees paid or accrued to KPMG LLP for audit and other services for the years ended December 31, 2022 and 2021:

	2022	2021
Audit fees		
Fees billed for professional services rendered.	\$1,282,435	\$879,867
Audit-related fees		
Audit-related fees consist principally of fees for professional services rendered with respect to an internal control engagement and audit of a defined benefit pension plan.	\$19,795	\$69,015
Tax fees		
Tax fees consist of fees for tax compliance services, planning, due diligence and related services, personal tax (foreign and domestic) compliance and planning advice, indirect tax recovery audit contingency fees which are based on percentage of recoveries.	\$19,488	\$151,011
All Other fees		
Forestry certification.	\$72,305	\$82,452
TOTAL	\$1,394,023	\$1,182,345

4. HAVING A "SAY ON PAY"

As part of Interfor's commitment to strong corporate governance practices and our process of Shareholder engagement, the Board has adopted a policy to hold an advisory vote on our approach to executive compensation at every annual general meeting of Shareholders. The purpose of a "Say on Pay" advisory vote is to provide Shareholders with the opportunity to indicate their acceptance of the Board's overall approach to executive compensation at Interfor. At the 2022 and 2021 annual general meetings, Interfor's approach to executive compensation was approved with 97.67% and 98.84%, respectively, of the Shares voted in support of the advisory Say on Pay resolution.

To fully understand the objectives, philosophy and principles the Board has used in its approach to executive compensation, we encourage you to read the executive compensation section starting on page 38 of this Information Circular. That section describes Interfor's compensation philosophy, the objectives and elements of the program and the measurement and assessment process used by Interfor.

As a Shareholder, you have the opportunity to vote *for* or *against* our approach to executive compensation by voting on the following resolution:

"BE IT RESOLVED THAT, on an advisory basis only and not to diminish the role and responsibilities of the Board of Directors, the Shareholders accept the approach to executive compensation disclosed in the Information Circular of the Company dated March 8, 2023 delivered in connection with the 2023 Annual General Meeting of Shareholders."

Since this is an advisory vote, the results will not be binding on the Board or Interfor. The Board remains fully responsible for its compensation decisions and it is not relieved of its responsibilities by either a positive or negative advisory vote. However, the Board will consider the outcome of the vote as part of its ongoing review of the executive compensation program of Interfor, together with the feedback received from Shareholders in the course of regular communications.

The Board recommends that you vote FOR the "Say on Pay" resolution.

5. OTHER BUSINESS

If there are changes to these items of business or other items that properly come before the Meeting, you (or your proxyholder, if you are voting by proxy) can vote as you see fit. As of the date of this Information Circular, we are not aware of any such changes or other items of business.

GOVERNANCE

We believe that strong governance improves corporate performance and benefits all stakeholders. Honesty and integrity are vital to ensuring good corporate governance.

This section discusses our governance policies and practices, and the role and functioning of our Board.

OUR GOVERNANCE PRACTICES

Interfor is a public company with its Shares listed on the Toronto Stock Exchange (“**TSX**”). We comply with corporate governance guidelines that apply to Canadian companies listed on the TSX.

Our corporate governance practices also meet or exceed the guidelines adopted by the Canadian Securities Administrators set out under:

- National Instrument 52-110 – *Audit Committees*;
- National Instrument 58-101 – *Disclosure of Corporate Governance Practices*; and
- National Policy 58-201 – *Corporate Governance Guidelines*.

(collectively, the “**Governance Disclosure Rules**”).

We monitor regulatory developments and governance best practices as they evolve. We adopt regulatory changes that apply to us and incorporate best practices in governance that are appropriate to our circumstances.

BOARD CHARACTERISTICS

Operating Independently

Having an independent Board is critical to effective oversight and good governance. The Board requires that at least a majority of its directors be independent within the meaning of Canadian securities law, regulations and policies and the rules of the TSX.

Our Corporate Governance, Responsibility & Nominating Committee is responsible for reviewing the independence of every Board member and nominated director, based on the independence requirements set out in the Governance Disclosure Rules, taking into account their businesses and any other relationships they have with the Company (and its affiliates) and senior management (and their affiliates). The Corporate Governance, Responsibility & Nominating Committee has determined that nine of the ten nominated directors are independent directors. Ian Fillingier, President & Chief Executive Officer, is an executive officer of the Company and as such, is not an independent director under the Governance Disclosure Rules.

The table below describes the independence status of each nominated director.

Name	Independent	Not Independent	Reason for Non-Independent Status
Ian M. Fillinger		√	President & CEO of Interfor
Christopher R. Griffin	√		
Rhonda D. Hunter	√		
J. Eddie McMillan	√		
Thomas V. Milroy	√		
Gillian L. Platt	√		
Lawrence Sauder	√		
Thomas Temple	√		
Curtis M. Stevens	√		
Douglas W.G. Whitehead	√		

To enable the Board to function independently of management, the following structures and processes are in place:

- the role of Chair of the Board is separate from the role of Chief Executive Officer (“**CEO**”);
- a majority of the directors are independent, including the Chair of the Board;
- there are no members of management on the Board, other than the CEO;
- the independent directors meet after every Board meeting and at any other time it is deemed necessary by the Chair of the Board, without any members of management present;
- the CEO’s compensation is considered in his absence by the Management Resources & Compensation Committee (“**MRCC**”) and the independent members of the Board;
- the standing committees of the Board are composed entirely of independent directors; and
- in addition to the standing committees of the Board, special committees composed entirely of independent directors are appointed from time to time, when appropriate.

Chair of the Board

The Chair of the Board is Mr. Sauder, whose independence is regularly evaluated and confirmed by the Corporate Governance, Responsibility & Nominating Committee, taking into account his consistent focus on value creation for all stakeholders of the Company, and his demonstration of independence through his actions.

Mr. Sauder also brings continuity at the Board and Chair level, at a time when such continuity is beneficial to the Company in light of anticipated changes in directors due to the ongoing Board succession process.

The Board has developed a written position description for the Chair of the Board. The Chair of the Board is responsible for the effective functioning of the Board and for providing leadership to the Board. The Chair of the Board’s duties include ensuring the adoption of and compliance with governance procedures, ensuring that the Board understands its obligations to the Company, Shareholders, management, other stakeholders and under the law, and ensuring that directors understand the boundaries between the Board and management responsibilities.

Chairs of Board Committees

The Board has developed a written position description for the Chair of each committee of the Board. The Chair of each committee is responsible for overseeing matters and responsibilities of the committee under its Terms of Reference and, where appropriate, disclosing such matters to, and discussing them with, the Board.

Board and Committee Meetings

Regular Board and committee meeting dates are set approximately two years in advance, and special meetings are scheduled as required. Directors are expected to attend all Board and committee meetings. Directors are encouraged to attend meetings in person, but they may also participate by teleconference. The attendance record for each nominated director for all Board and committee meetings held during 2022 is set out in their director profile starting on page 9 of this Information Circular. In addition to regular Board meetings, the Board participates annually in an in-depth strategic planning session, described on page 25 of this Information Circular. In between formal meetings, Board members have regular communication with management through calls on specific topics such as Board and executive succession planning, transactions and other material capital allocation decisions, and significant operational changes, as well as frequent dialogue in preparation for each of the quarterly Board and committee meetings. Board members also receive monthly financial result updates from management, which often prompts discussions between directors and management. The table below sets out a summary of the formal Board and committee meetings held during 2022.

Board/Committee	Total number of regularly scheduled meetings	Total number of special meetings
Board	4	1
Audit Committee	4	-
Corporate Governance, Responsibility & Nominating Committee	4	-
Management Resources & Compensation Committee	4	-
Environment & Safety Committee	4	-

Independent Director Sessions

At each regularly scheduled meeting of the Board, each regularly scheduled Board committee meeting, and at the option of the directors each ad hoc or special meeting of the Board or a committee, the directors meet "in-camera" without management other than the CEO present, followed immediately by an independent director session without the CEO or any other member of management present. The table below sets out the number of independent director sessions held in 2022.

Board/Committee	Total number of regularly scheduled meetings	Independent director in-camera sessions held
Board of Directors	4	4
Audit Committee	4	4
Corporate Governance, Responsibility & Nominating Committee	4	4
Management Resources & Compensation Committee	4	4
Environment & Safety Committee	4	4

Independent Advice

The Board and each of its four standing committees can retain independent advisors to assist them in carrying out their duties and responsibilities.

Serving on other Boards

We do not have a specific policy limiting the number of other public company boards on which our directors can serve. We discuss the time commitment, duties and responsibilities with every director candidate so they have a full understanding of the role and our expectations of directors. The Corporate Governance, Responsibility & Nominating Committee monitors director relationships to ensure their business associations do not hinder their role as a director of Interfor or Board performance overall. The director profiles starting on page 9 of this Information Circular describe the other public company boards on which the nominated directors serve and their attendance record at meetings of the Board and its committees.

Director Interlocks

An interlock occurs when two or more Board members serve together on the board of another company. As of the date of this Information Circular, there were no interlocks between Board members.

Share Ownership Requirement

Our Share ownership requirement for our directors, aligns their interests with those of our Shareholders. The ownership requirement is significant, and directors must meet the requirement within five years of becoming a director or July 1, 2027, whichever is the later. See page 33 of this Information Circular for more information about the directors' Share ownership requirement. See the director profiles starting on page 9 of this Information Circular for each nominated director's Share ownership status as of the date of this Information Circular.

Directors' Skills and Experience

Directors are nominated for election to the Board, if they meet the Board's diversity and geographic requirements, and have an appropriate mix of skills and experience to provide effective oversight and support our future growth. The Corporate Governance, Responsibility & Nominating Committee uses a skills and experience matrix to assess the composition of the Board and to recruit new director candidates based on our current and future needs, including strategic leadership; industry knowledge; financial; international; governance; government relations and public policy; human resources and compensation; and environment, health and safety experience.

The matrix below gives a summary of each nominated director's skills and experience.

Area of Experience	Fillinger	Griffin	Hunter	McMillan	Milroy	Platt	Sauder	Stevens	Temple	Whitehead
STRATEGIC LEADERSHIP										
Experience driving strategic development activities, or leading organic or acquisition growth	✓	✓	✓	✓	✓	✓	✓	✓	✓	✓
Experience as CEO or senior executive officer of a public company or major organization										
INDUSTRY KNOWLEDGE										
Senior executive experience in the forest products industry, particularly in operations, sales & marketing	✓	✓	✓	✓			✓	✓	✓	✓
FINANCIAL										
Experience in corporate borrowing, lending and public market transactions										
Experience in investment banking or mergers & acquisitions										
Experience as the CFO of a public company, or as a Senior Audit Partner with one of the major audit firms	✓	✓	✓	✓	✓	✓	✓	✓	✓	✓
Experience with risk management systems, assessment and management of risk										
Ability to read and understand financial statements with the breadth and level of complexity of issues reasonably expected in the Company's financial statements										
INTERNATIONAL										
Working in an organization with global operations and a good understanding of cultural, political, regulatory requirements	✓	✓	✓	✓	✓	✓		✓	✓	✓
Good understanding of macro-economic factors affecting global and domestic activities										
GOVERNANCE										
Board Experience with a major organization with developed governance practices	✓		✓	✓	✓	✓	✓	✓	✓	✓
Board or committee chair experience										
GOVERNMENT RELATIONS & PUBLIC POLICY										
Experience in, or strong understanding of, workings of government and public policy, particularly related to land-based industries	✓	✓	✓	✓		✓		✓	✓	✓
Experience or strong understanding of, First Nations relations, including consultation process, rights and title										
HUMAN RESOURCES & COMPENSATION										
Strong understanding of compensation, benefits and pension programs and legislation, expertise in executive compensation	✓	✓	✓	✓	✓	✓	✓	✓	✓	✓
Labour relations										
Experience in developing or assessing succession planning, talent development, retention										
ENVIRONMENT, HEALTH & SAFETY										
Executive experience demonstrating a strong understanding of requirements and leading practices for workplace health & safety and protection of the environment, including the requirements for a strong safety culture	✓	✓	✓	✓		✓	✓	✓	✓	✓
Understanding the constituents of sound sustainable business practices										

ETHICAL BUSINESS CONDUCT

Code of Conduct & Ethics

We have a Code of Conduct & Ethics (the “**Code**”) that applies to all of Interfor’s directors, officers and employees. The Code is distributed to all directors, officers and employees and is available on our intranet site, under our profile on SEDAR (www.sedar.com) and on our website (www.interfor.com). Compliance with the Code is a condition of employment for our employees and a condition of office in the case of our directors.

Under the Code, if a person has reason to believe that someone has violated or may violate a law, the Code, or any other Company policy, they must report that information immediately to any one of the following:

- their supervisor or human resources representative;
- our CEO, General Counsel, Chair of the Corporate Governance, Responsibility & Nominating Committee, or for accounting or auditing matters, Chair of the Audit Committee; or
- by calling our confidential whistleblower hotline (1-844-449-9988 toll free from North America, or +1-604-681-2175 worldwide), or sending an email to whistleblower@interfor.com, and our General Counsel will follow up on communications received.

The Code and the Company’s Whistleblower Policy protect those who raise a concern or report misconduct in good faith.

All reports are promptly investigated and appropriate disciplinary actions are taken if warranted by the investigation. Any person who receives a report of a Code violation or suspected violation is required under the Company’s Whistleblower Policy to inform the CEO of the report on a timely basis. Any Code violations and their resolutions are reported to the Chair of the Audit Committee in the case of accounting and auditing complaints or concerns, and the Chair of the Corporate Governance, Responsibility & Nominating Committee in all other cases, on a quarterly basis or sooner if circumstances so warrant.

Each year, all directors, officers and salaried employees are asked to acknowledge that they have read and understand the Corporate Policy Manual, including the Code and the Whistleblower Policy, and undertake to comply with all of the requirements of such policies. In January 2023, 100% of the Company’s directors, officers and salaried employees provided their acknowledgment and agreement to abide by these policies.

Disclosure Policy

We issue timely, fair and accurate disclosure of all material information relating to Interfor to keep Shareholders and the public informed about our affairs. Complying with our Disclosure Policy is critical to maintaining our integrity and each director, officer and employee has an obligation to ensure that we conduct ourselves according to the policy and its objectives. You can find our Disclosure Policy on our website (www.interfor.com).

Insider Trading Policy

Our Insider Trading Policy, which is available on our website (www.interfor.com):

- regulates trading in Shares by our insiders;
- establishes a regular black-out calendar;
- prohibits short-term, speculative or hedging transactions involving our Shares; and
- ensures we fulfill our obligations to the TSX, regulators and investors.

Conflicts of Interest

Under the *Business Corporations Act* (British Columbia), the Company's Articles and the Directors' Terms of Reference, any director or executive officer who holds any office or possesses any property, right or interest that could result in the creation of a duty or interest that conflicts with the individual's duty or interest as a director or executive officer of the Company, must promptly disclose the nature and extent of that conflict. A director who has a conflict of interest on any matter is prohibited from voting on any Board resolution touching on such matter.

DIRECTOR ORIENTATION, EDUCATION AND DEVELOPMENT

We believe that director education helps directors maintain skills, gain insights and increase their understanding of our operations and of current and emerging issues that affect our business and governance practices.

As part of their continuing education and development, the Board receives quarterly updates from management on industry developments and the Board committees receive regular updates on forest policy changes and accounting, legal, governance and regulatory changes relevant to the Company. The Board also participates annually in an in-depth strategic planning session, during which there is extensive sharing of information and discussion of strategic issues and opportunities for the Company. Mill and woodlands tours are provided from time to time with a focus on capital expenditures, safety and the environment. To deepen directors' familiarity with different aspects of the Company's business, the Board rotates individual directors from time to time onto different committees of the Board.

New directors are provided with both written material and an orientation tour of certain of the Company's facilities close to the time of their appointment as directors. The written orientation material includes the governance practices of the Company, the Terms of Reference and Policies for Directors, as well as industry and Company-specific information. The directors' orientation manual is updated regularly and is always available in electronic form to all directors, both new and current. New directors also receive an overview of the Company's business, management, financial reporting and accounting policies and procedures, strategic plan, risk management plan and financial position.

Each committee of the Board has a playbook, which serves as a guide for the work of that committee and is updated regularly. An electronic version of each committee playbook is always available to all directors.

In July 2022, Mr. Temple and Mr. McMillan attended tours of the Company's operations at Bay Springs, Mississippi, DeQuincy, Louisiana and Fayette, Alabama. In October, 2022 Mr. Temple and Mr. Whitehead attended tours of the Company's operations in Castlegar, Grand Forks and Adams Lake, British Columbia. In October and November 2022, all members of the Board attended mill tours of Eatonton, Georgia, and Georgetown and Summerville, South Carolina.

Directors are encouraged and authorized to participate in additional continuing education initiatives relevant to their roles and responsibilities on the Board and its committees.

ROLES AND RESPONSIBILITIES OF THE BOARD

The Board is responsible for the stewardship of the Company on behalf of the Shareholders. The Board's stewardship responsibilities are set out in the Mandate of the Board attached as Appendix A to this Information Circular. The Board discharges its responsibilities both directly and through the committees of the Board.

The objective of the Board is to ensure that the business and affairs of the Company are conducted in the best interests of the Company and in conformity with law. The Board's general role is to promote a strong, viable and competitive company operating with honesty and integrity and to supervise the Company's management in the conduct of the affairs and business of the Company.

In addition to any other considerations which the Board may lawfully take into account, in determining whether to take or to refrain from taking corporate action on any matter, including proposing any matter to the Shareholders, the Board must act in the "best interests of the Company", which involves consideration of the long term best interests of the Company, while also giving consideration to the interests of the various stakeholders of the Company. Thus, the Board may take into account the interests of creditors, customers, employees and other constituencies of the Company and its subsidiaries and the effect upon communities in which the Company and its subsidiaries do business. The best interests of the Company may very often, but do not necessarily always, align with the interests of Shareholders or any other group of stakeholders. The Company may take an action that benefits one or more stakeholders at the expense of the interests of other stakeholders, but only if the Board has determined that doing so would be in the best interests of the Company.

The Board has delegated responsibility for the day-to-day conduct of business to the Company's management and expects them to fulfill this responsibility in a manner consistent with achieving the Board's objective.

Overseeing the CEO

The CEO is appointed by the Board and is responsible for the overall performance of the Company. The Board has developed a written position description for the CEO, which is available on our website (www.interfor.com). The CEO's key responsibilities include working with the Board to determine the strategic direction of the Company and its annual goals and objectives, and providing leadership to management in achieving those goals and objectives.

The MRCC annually reviews the CEO's goals and objectives and position description, to ensure they are aligned with the Mandate of the Board, and the MRCC recommends their approval to the Board. Approval of the CEO's goals and objectives and position description can only be done by the Board. The MRCC is also responsible for monitoring the performance of the CEO against his annual goals and objectives and reports its conclusions back to the Board.

Strategic Planning

We have a multi-year strategic plan that balances risk and reward. Management is responsible for developing our strategic plan, and holds an intensive strategic planning session with the directors of the Company every year. At the strategic planning session, management provides an annual review and update of the prior year's plan, revises our future multi-year strategic plan based on our progress, and establishes annual corporate objectives and goals. After significant discussion and input from the directors, management presents the multi-year strategic plan to the Board for its approval. Management also presents strategic issues to the Board at quarterly Board meetings and as needed throughout the year.

Risk oversight

We face a variety of risks as part of our business activities including financial, information systems security, compensation, retention, succession, governance, environmental, climate change, health and safety, operational, strategic and reputational risks. The Board has overall responsibility and retains oversight for any risks not assigned to a specific Board committee. Each committee is responsible for monitoring risks and measures taken to mitigate risks in a specific area.

Committee	Risk and Mitigation Responsibilities	Frequency of review by Committee
Audit Committee	Financial, disclosure, information systems security risks, insurance risk	At least quarterly
Management Resources & Compensation Committee	Management compensation, retention and succession risks	At least annually
Corporate Governance, Responsibility & Nominating Committee	Governance, board succession, human rights risks	At least annually
Environment & Safety Committee	Environmental risks (including climate-related risks and opportunities), health and safety risks	At least quarterly

Internal controls

The Board and its committees are responsible for monitoring the integrity of our internal controls and information systems.

The Audit Committee is responsible for overseeing the Company's internal controls, including the assessment of the Company's disclosure controls and procedures, and internal controls over financial reporting. Management presents the Company's financial statements and management's discussion and analysis to the Audit Committee and the Board quarterly.

Management is responsible for establishing and maintaining an adequate system of internal control over financial reporting. This provides reasonable assurance that public reporting of our financial information is reliable and accurate, transactions are appropriately accounted for and assets are adequately safeguarded. Management reports its assessment of material changes in internal controls over financial reporting quarterly to the Audit Committee.

KPMG LLP provided an unqualified audit opinion on our consolidated financial statements for the years ended December 31, 2022 and December 31, 2021.

Succession Planning

The MRCC reviews succession planning for management on an annual basis, including identifying and evaluating potential successors for the executive team and key management positions, evaluating the talent pipeline for gaps, and overseeing the implementation of development plans for key leadership positions. The appointments in 2020 of the President and Chief Executive Officer, and the Executive Vice President and Chief Financial Officer, were both promotions from senior management of the Company following robust succession planning and selection processes, in each case retaining an executive search firm to provide input into the selection process.

Assessing the Board and its Committees

The Board carries out an assessment of the Board and its committees every year. Directors (other than the CEO) are asked to rate the effectiveness of the Board and each committee of the Board by way of a comprehensive questionnaire and, in alternate years, a mini questionnaire with certain targeted open questions (the "**Board Effectiveness Assessment**"). The Board Effectiveness Assessment is conducted confidentially. The Corporate Governance, Responsibility & Nominating Committee discusses the collated results of the Board Effectiveness Assessment and reports those results to the Board.

The Chair of the Board annually evaluates the effectiveness of individual directors through discussions with each director.

Board Renewal

All directors are elected annually at the annual general meeting of Shareholders, to hold office until the close of the next annual general meeting, or until their successors are elected or appointed.

In conjunction with the Chair of the Board, the Corporate Governance, Responsibility & Nominating Committee is responsible for identifying, recruiting, and recommending to the Board new directors for nomination or appointment. The Corporate Governance, Responsibility & Nominating Committee is also responsible for recommending to the Board the directors to be nominated for election at the next annual general meeting.

The Corporate Governance, Responsibility & Nominating Committee uses a skills and experience matrix (see page 21 of this Information Circular) to assess the composition of the Board and for recruiting new director candidates based on our current and future needs. The Committee also assesses the individual qualifications, diversity, integrity, professionalism and independent judgment of directors and new director candidates, to ensure that they fulfill the Board's composition requirements.

To encourage and facilitate Board renewal, the Board has approved a mandatory retirement policy. Directors will not be eligible for re-election at an annual general meeting if, as of the date of that annual general meeting, the director (i) is 75 years old or older, and (ii) has served as a director on the Board for 10 or more years. The Board may waive the mandatory retirement requirement if, after conducting a thorough search, a qualified replacement director cannot be found; or if the retiring director possesses such unique skills that the loss of these skills would be a material loss to the Company.

The Board has waived the application this year of the mandatory retirement policy to Messrs. McMillan and Whitehead, in light of the Company's intensified Board succession

process—for more details regarding this process and the engagement of an independent search consultant, see page 8 of this Information Circular.

The Board has not adopted term limits at this time, because it would risk losing directors with a deep understanding of our Company and business, and it would lose the flexibility to effectively manage and maintain continuity through changes at the Board and senior management levels. Although three of the directors nominated for election have tenures of over 10 years, they remain strongly independent, provide effective oversight and appropriately challenge management.

Board Diversity

The Board recognizes the benefits of diversity and has adopted a Diversity Policy, which is available on our website (www.interfor.com). Under the Diversity Policy, the Company bases director nominations on merit and selects the best individual available to fulfill these roles. Within this framework, to support the Company's diversity objectives, the Board, when identifying and considering candidates for director:

- considers all aspects of diversity in the candidate selection criteria, including race, ethnicity, nationality, Indigenous origin or heritage, gender, gender identity, sexual orientation, religion, age, disability, geographical representation and regional and industry experience of the candidate;
- considers the level of representation of women on the Board; and
- in addition to its own efforts, has engaged an independent search consultancy that is currently conducting a search for candidates who meet the Board's and the Company's expertise, skills and diversity criteria.

There are three women directors on our Board. However, one of the current women directors has indicated that she is not available for re-election at the Meeting with the result that, following the Meeting, women will make up 20% of the Board. As part of our ongoing Board succession process, the Company and our search consultants are actively focused on recruiting more women and other diverse directors to our Board. The Company has formally set a target that, by the end of 2025, 30% of our Board members will be women. For further information regarding this target and other diversity initiatives, please see our 2022 Sustainability Report, which is scheduled to be released during March 2023 and will be made available on our website (www.interfor.com/sustainability).

Access to Management

Key managers are included from time to time in Board meetings, events and tours, so they can share their expertise on specific regions and subject matters. This also gives the Board an opportunity to meet individuals who have the potential to assume more senior positions in the future, and for these individuals to gain exposure to the Board.

Communicating with the Board

We are committed to Shareholder engagement and communicating with our Shareholders. Shareholders and other interested parties can communicate directly with members of the Board, including the Chair of the Board and other independent directors.

Shareholders can contact the Chair of the Board or any of the directors as follows:

Mail: Attention: Corporate Secretary
Interfor Corporation
1600-4720 Kingsway
Burnaby, BC Canada
V5H 4N2
Email: corporatesecretary@interfor.com

COMMITTEES OF THE BOARD

The Board has established four standing committees to help carry out its responsibilities more effectively:

- Audit Committee;
- Corporate Governance, Responsibility & Nominating Committee;
- Environment & Safety Committee; and
- Management Resources & Compensation Committee.

The Board may also create special ad hoc committees from time to time to deal with other important matters.

Committee members are appointed annually following the Company's annual general meeting. The Corporate Governance, Responsibility & Nominating Committee, in conjunction with the Chair of the Board, recommends member and chair appointments for each of the committees. The Audit Committee and the Corporate Governance, Responsibility & Nominating Committee must consist entirely of independent directors. The MRCC and the Environment & Safety Committee must have a majority of independent directors.

Each committee operates in accordance with Board-approved Terms of Reference. A written position description is in place for the committee chairs. At least once a year, each committee reviews its Terms of Reference and recommends any changes to the Corporate Governance, Responsibility & Nominating Committee, which submits such changes to the Board for approval. The position description for the committee chairs and each committee's Terms of Reference, is available on our website (www.interfor.com).

Each committee has the authority, at Interfor's expense, to engage any external advisors it deems necessary to carry out their respective duties and responsibilities. All committee meetings include scheduled in-camera sessions when members can discuss the committee operations and responsibilities without management present.

Information about each committee, as of the date of this Information Circular, is set forth below. The committees will be reconstituted after the Meeting with the Directors who are elected.

Corporate Governance, Responsibility & Nominating Committee

Members	Rhonda Hunter (Chair) Christopher Griffin Eddie McMillan Tom Temple
Meetings in 2022	4 regularly scheduled meetings. All meetings included in-camera sessions without management present.
Independence	4 members, 100% independent.

The Corporate Governance, Responsibility & Nominating Committee is responsible for assisting the Board in fulfilling its oversight responsibilities to ensure that the Company has an effective corporate governance regime, monitoring the size, composition, independence and effectiveness of the Board, its members and committees. The Committee regularly reviews director compensation and recommends any proposed changes for approval to the Board. It ensures there is an orientation process for new directors and an ongoing education program to increase the directors' awareness of the Company's business and the issues it faces. The Committee reviews the nomination of new director candidates in consultation with the Chair of the Board. In addition to governance, the Committee also has oversight over the risks related to aspects of the Company's social responsibility (other than employee and safety matters, which are within the purview of the MRCC and the Environment & Safety Committee respectively), including risk mitigation measures such as the implementation of the Company's Human Rights Policy and Supplier Code of Conduct. The Committee also has oversight over the preparation and publication of the Company's Sustainability Report.

Audit Committee

Members	Tom Milroy (Chair) Jeane Hull ⁽¹⁾ Gillian Platt Curt Stevens
Meetings in 2022	4 regularly scheduled meetings. All meetings included in-camera sessions without management present. The committee also met independently with the Company's external auditor at every meeting.
Independence	4 members, 100% independent and financially literate under the requirements of National Instrument 52-110 - <i>Audit Committees</i> .

(1) The Board intends appointing a new Audit Committee member immediately following the Meeting, to replace Ms. Hull who is unavailable for re-election.

The Audit Committee supports the Board in fulfilling its oversight responsibilities regarding the integrity of the Company's accounting and financial reporting, disclosure, internal controls, external auditor and information systems security. The Audit Committee also reviews the risks and risk management strategy of the Company as a whole, as well as related to financial risks and information security risks in particular. The Audit Committee is responsible for overseeing the external auditor, regularly reviews its qualifications and experience, reviews its fees and any non-audit services provided by it, and recommends its appointment to the Board. More information about the Audit Committee and its Terms of Reference can be found on pages 22-29 of our Annual Information Form for the year ended December 31, 2022, which is available on our website (www.interfor.com) and under the Company's profile on SEDAR (www.sedar.com).

Environment & Safety Committee

Members	Christopher Griffin (Chair) Eddie McMillan Gillian Platt Tom Temple Doug Whitehead
Meetings in 2022	4 regularly scheduled meetings. All meetings included in-camera sessions without management present.
Independence	5 members, 100% independent.

The Environment & Safety Committee is mandated to monitor the Company's ongoing commitment to its principles, values and policies regarding environment and safety matters. The Committee ensures that management develops, implements and maintains an effective Environment Policy and Health and Safety Policy. The Committee monitors the Company's

safety and environmental performance, risks and mitigation measures, including an annual assessment of climate-related risks and opportunities of the Company. The Committee reviews the Company’s safety priorities and performance quarterly, and ensures that the Board is informed of any material non-compliance with these policies and any material impending or existing environment or health and safety events, charges or findings of non-compliance. The Committee also reviews the Company’s disclosure of environmental issues and policies, and has oversight over all environment and safety disclosures in the Company’s Annual Information Form and Sustainability Report.

Management Resources & Compensation Committee

Members	Curt Stevens (Chair) Jeane Hull ⁽¹⁾ Rhonda Hunter Tom Milroy Doug Whitehead
Meetings in 2022	4 regularly scheduled meetings. All regularly scheduled meetings included in-camera sessions without management present.
Independence	5 members, 100% independent.

(1) The Board intends appointing a new Management Resources & Compensation Committee member immediately following the Meeting, to replace Ms. Hull who is unavailable for re-election.

The MRCC is comprised of independent directors with the experience and knowledge to effectively govern human resources and compensation matters of the Company. The MRCC is responsible for oversight over risks related to human resources and mitigation measures taken in relation to those risks. This responsibility includes ensuring that the Company develops and implements long range plans and programs for attracting, retaining, developing, motivating, evaluating and compensating management to provide the Company with a high level of strength, depth and continuity in its human resources. The MRCC’s duties and responsibilities include reviewing and approving the Company’s succession and development plan, reviewing and approving the compensation for all officers of the Company except the CEO and, in the case of the CEO’s compensation, reviewing and making recommendations for approval by the Board. The MRCC reviews and recommends approval to the Board of the CEO’s goals and objectives to ensure they are aligned with the Mandate of the Board, and monitors the CEO’s performance relative to those goals and objectives. The MRCC also reviews the status of the Company’s pension plans, the performance of its pension funds, the training and development plans for candidates for key management positions, the Company’s disclosure of executive compensation information and the competitiveness of the Company’s compensation levels. The MRCC also reviews the Company’s disclosure related to executive compensation, employee diversity, and other human resources matters in the Company’s Annual Information Form, this Information Circular, and Sustainability Report.

COMPENSATION

This section discusses compensation governance, our director and executive compensation programs, and the decisions affecting executive pay for 2022.

DIRECTOR COMPENSATION

Director compensation is intended to provide an appropriate level of remuneration considering the responsibilities, time requirements and accountability of directors' roles on the Board. The Corporate Governance, Responsibility & Nominating Committee annually reviews and recommends to the Board the compensation for all Board members. The Company does not target director compensation pay levels at a specific market percentile. Using informed and independent judgment, the Company seeks to provide broadly competitive compensation arrangements that attract and retain qualified and experienced directors. The Corporate Governance, Responsibility & Nominating Committee uses comparative information of the Company's peers to ensure that director compensation is competitive.

Annual Retainers and Meeting Fees

The following table shows the basis of compensation paid to non-executive directors for the period from January 1, 2022 – June 30, 2022:

	\$
Chair of the Board	
Annual Chair Retainer ⁽¹⁾	250,000
Board Members	
Annual Non-executive Director Retainer ⁽¹⁾	125,000
Annual Lead Director Retainer	20,000
Committee Members	
Annual Committee Chair Retainer (except Audit Committee Chair)	10,000
Annual Audit Committee Chair Retainer	15,000
Other	
Per Diem Rate - For Company business, tours or strategy sessions on days other than meeting days	1,000
Travel Time – if more than ½ day is required	1,000
Expenses	
Travel and Other Significant Expenses	Actual

(1) The Annual Chair Retainer and the Annual Non-executive Director Retainer are inclusive of all fees, other than Committee Chair Retainers, per diem rates, travel time and expenses.

The basis of directors' compensation described above had been in effect since July 2014. Effective July 1, 2022, the compensation payable to directors was updated after consultation with and benchmarking provided by the Company's compensation consultant, to bring the Board's compensation into line with industry peers. The increased retainers enabled the Company to simplify director's compensation by implementing an all-inclusive approach for regular quarterly Board meetings, strategy meetings, investor engagement, industry meetings, operations site tours, and related travel (thus reducing the amount of *ad hoc* / *per diem* payments).

The following table shows the basis of compensation paid to non-executive directors for the period from July 1, 2022 to December 31, 2022:

	\$
Board Members	
Annual Director Retainer ⁽¹⁾	185,000
Board Chair	
Annual Board Chair Retainer ⁽²⁾	135,000
Committee Chairs	
Annual Committee Chair Retainer (except Audit Committee Chair) ⁽²⁾	15,000
Annual Audit Committee Chair Retainer ⁽²⁾	20,000
Lead Director	
Annual Lead Director Retainer ⁽²⁾	25,000
Expenses	
Travel and Other Significant Expenses	Actual

- (1) The Annual Director Retainer is inclusive of all fees related to Board and strategy meetings, investor engagement, industry meetings, operations site tours, and related travel; provided that up to \$1,500 per day is payable in cash if a director assumes short-term duties above ordinary director responsibilities.
- (2) The Annual Board Chair, Annual Committee Chair, and Annual Lead Director Retainers are paid in addition to the Annual Director Retainer.

A minimum of 60% of the Annual Chair Retainer or the Annual Non-executive Director Retainer, as applicable, is paid in the form of deferred share units ("**DSUs**"). For more information on DSUs, see the next section.

Deferred Share Unit Plan ("DSU Plan")

DSUs represent a notional number of Shares of the Company and are redeemable for a cash payment equal to the fair market value on the redemption date of the Shares represented by the DSUs. The fair market value of Shares on a specified date is defined as the volume weighted average trading price of the Shares on the TSX for the five consecutive trading days ending on the trading day immediately prior to the date in question ("**Fair Market Value**").

The Board awards DSUs to promote an alignment of interests between the recipient of the DSUs and Shareholders. DSUs held by directors also assist in the directors achieving their minimum Share ownership requirements.

DSUs can be redeemed only when a termination of position has occurred. In the event of a termination of position, vested DSUs either will be redeemed at the Fair Market Value of the Shares they represent 30 days after the date of such termination (for US DSU holders), or will be redeemable until December 1st of the year following the year in which the termination of position occurred. In the event of a termination of position due to death, disability or retirement, any unvested DSUs held by non-US participants will continue to vest between the termination date and December 1st of the year following the year of termination, and any DSUs that became vested during that period will be redeemed at the Fair Market Value of the Shares as of the date of redemption. In the event of a termination of position for reasons other than death, disability or retirement, any unvested DSUs on the termination date will become null and void.

When cash dividends are paid on Shares, dividend equivalents will be converted into additional DSUs, based on the number of DSUs held and the Fair Market Value of Shares on the dividend payment date.

For the period from January 1, 2022 until December 31, 2022, Interfor's non-executive directors received payment of at least 60% of their annual retainer in the form of DSUs, and elected whether to receive the remaining 40% in cash, DSUs or a combination of both. DSUs granted to directors in payment of their annual retainer vest immediately.

The actual number of DSUs granted to a director is calculated by dividing the dollar amount of the portion of the annual retainer to be paid in DSUs by the Fair Market Value of Shares as at the end of each calendar quarter.

Directors' Emergency Healthcare Insurance Coverage

Effective October 1, 2022, the Company purchased in-country and out-of-country medical emergency insurance coverage for its non-executive directors, because the Company regularly requires its directors to travel either to in-country locations other than their home state or province, or out-of-country from the US to Canada or *vice versa*. In the event of a medical emergency when travelling on Company business, directors are expected to first access their own primary insurance coverage, and the Company's coverage for any remaining expenses.

Directors' Share Ownership Requirement

The Company has in place a Share ownership requirement for all non-executive directors to align the interests of directors with those of Shareholders. All non-executive directors, including the Chair of the Board, are required to own a minimum value of Shares and DSUs equal to three times the current Annual Non-executive Director Retainer within five years of becoming a director. Effective July 1, 2022, the Share ownership requirement for non-executive directors was increased to \$555,000 (or \$960,000 for the Board Chair) and the non-executive directors are required to meet the requirement within five (5) years of becoming a director or the Board Chair, or by July 1, 2027, whichever is later. See page 49 of the Information Circular for details of the Share ownership requirement of the CEO.

The following table shows the actual Shares and DSU holdings, and required value of the Share and DSU ownership, as of December 31, 2022 for all of the independent directors standing for election at the Meeting.

	Number of Shares Held ⁽¹⁾	Number of DSUs Held ⁽²⁾	Total Shares and DSUs Held	Value of Shares and DSUs Held ⁽³⁾	Value of Holdings Required	Requirement Met or Date Required ⁽⁴⁾
Christopher R. Griffin	-	26,268	26,268	\$546,112	\$555,000	By July 1, 2027
Rhonda Hunter	-	17,274	17,274	\$359,126	\$555,000	By July 1, 2027
J. Eddie McMillan	-	68,600	68,600	\$1,426,194	\$555,000	Requirement Met
Thomas V. Milroy	15,000	51,139	66,139	\$1,375,030	\$555,000	Requirement Met
Gillian L. Platt	-	28,792	28,792	\$598,586	\$555,000	Requirement Met
Lawrence Sauder	145,274	115,452	260,726	\$5,420,494	\$960,000	Requirement Met
Curtis M. Stevens	-	36,826	36,826	\$765,613	\$555,000	Requirement Met
Thomas Temple	1,000	3,429	4,429	\$106,920	\$555,000	By August 4, 2027
Douglas W.G. Whitehead	12,000	60,147	72,147	\$1,499,936	\$555,000	Requirement Met

- (1) The number of Shares held, including Shares directly or indirectly beneficially owned or under the control or direction of such nominee.
- (2) All directors' Share-based awards are held in the form of DSUs. DSUs granted to directors vest immediately upon grant but can only be redeemed when a termination of position has occurred.
- (3) In determining whether a non-executive director has met their minimum Share ownership requirement, the total number of Shares and DSUs held by a non-executive director will be valued at the greater of: (i) actual cost of Shares plus the grant date Fair Market Value of DSUs awarded; and (ii) the Fair Market Value on the applicable valuation date for such Shares and DSUs. The Fair Market Value used for the table above is \$20.79 per Share or DSU held, being the Fair Market Value of Shares as at December 31, 2022.
- (4) All non-executive Directors (including the Chair of the Board) are required to own a minimum value of Common Shares or DSUs equal to three (3) times the current Annual Director Retainer, or the Annual Director and Board Chair Retainers in the case of the Board Chair, within five (5) years of becoming a Director or the Board Chair, or by July 1, 2027, whichever is later.

Director Total Compensation

The following table sets out the total director compensation for the year ended December 31, 2022.

Name ⁽¹⁾	Share-based Awards ⁽³⁾			Option-based Awards	Non-Equity Incentive Plan Compensation	Pension Value	All Other Compensation ⁽⁴⁾	Total
	Fees Paid in Cash ⁽²⁾	DSUs Received in lieu of Annual Director Retainer	DSU Plan Awards					
	\$	\$	\$	\$	\$	\$	\$	\$
Christopher R. Griffin	12,500	155,000	-	-	-	-	2,431.43	169,931.43
Jeane L. Hull	62,000	93,000	-	-	-	-	3,431.43	158,431.43
Rhonda Hunter	74,500	93,000	-	-	-	-	3,431.43	170,931.43
Gordon H. MacDougall⁽⁵⁾	18,132	27,198	-	-	-	-	1,000.00	46,330.00
J. Eddie McMillan	62,000	93,000	-	-	-	-	6,431.43	161,431.43
Thomas V. Milroy	17,500	155,000	-	-	-	-	4,431.43	176,931.43
Gillian L. Platt	62,000	93,000	-	-	-	-	3,431.43	158,431.43
Lawrence Sauder	114,000	171,000	-	-	-	-	1,431.43	286,431.43
Curtis M. Stevens	12,500	155,000	-	-	-	-	3,431.43	170,931.43
Thomas Temple⁽⁶⁾	-	75,408	-	-	-	-	6,431.43	81,839.43
Douglas W.G. Whitehead	62,000	93,000	-	-	-	-	3,431.43	158,431.43

(1) The total compensation for the year of the CEO, Mr. Fillinger, is set out in the Summary Compensation Table on page 50 of this Information Circular.

(2) Fees earned consist of the portion of the Annual Chair Retainer, Annual Non-executive Director Retainers and annual committee chair retainers paid in cash.

(3) All directors' Share-based awards are held in the form of DSUs. DSUs granted to directors vest immediately upon grant but can only be redeemed when a termination of position has occurred. The DSU Plan provides that DSUs shall be awarded at the Fair Market Value of the Shares on the date of the grant. The amount reflected in the table represents the value which the Board has determined is the grant date Fair Market Value of such DSUs.

(4) All Other Compensation consists of per diem rates, travel time and the emergency healthcare insurance coverage as described on page 33 above. The value of the emergency healthcare insurance coverage is \$1,100 USD converted from U.S. Dollars to Canadian Dollars using the Bank of Canada average rate for the relevant year.

(5) Mr. MacDougall ceased to be a director of the Company on May 11, 2022.

(6) Mr. Temple was appointed as a director of the Company on August 4, 2022.

Director Outstanding Share-Based Awards and Option-Based Awards

The following table sets out for each of the directors, all option-based and Share-based awards outstanding as at December 31, 2022.

Name ⁽¹⁾	Option-based Awards				Share-based Awards ⁽²⁾		
	Number of Securities Underlying Unexercised Options	Option Exercise Price	Option Expiration Date	Value of Unexercised, In-the-money Options	Number of Shares or Units of Shares that have not Vested	Market or Payout Value of Share-based Awards that have not Vested	Market or Payout Value of vested Share-based Awards not paid out or distributed
	#	\$		\$	#	\$	\$
Christopher R. Griffin							
DSUs	-	-	-	-	-	-	\$546,112
Jeane L. Hull							
DSUs	-	-	-	-	-	-	\$1,039,937
Rhonda Hunter							
DSUs	-	-	-	-	-	-	\$359,126
Gordon H. MacDougall⁽³⁾							
DSUs	-	-	-	-	-	-	\$2,190,310
J. Eddie McMillan							
DSUs	-	-	-	-	-	-	\$1,426,194
Thomas V. Milroy							
DSUs	-	-	-	-	-	-	\$1,063,180
Gillian L. Platt							
DSUs	-	-	-	-	-	-	\$598,586
Lawrence Sauder							
DSUs	-	-	-	-	-	-	\$2,400,247
Curtis M. Stevens							
DSUs	-	-	-	-	-	-	\$765,613
Thomas Temple⁽⁴⁾							
DSUs	-	-	-	-	-	-	\$71,289
Douglas W.G. Whitehead							
DSUs	-	-	-	-	-	-	\$1,250,456

- (1) The outstanding Share-based and option-based awards of the CEO, Mr. Fillinger, are set out in the table on page 51 of this Information Circular.
- (2) All directors' Share-based awards are held in the form of DSUs. DSUs granted to directors vest immediately upon grant but can only be redeemed when a termination of position has occurred. The number of DSUs held by directors standing for election at the Meeting as at December 31, 2022, is shown in the table on page 34 of this Information Circular. The market payout value of DSUs in the table above is \$20.79 per DSU held, being the Fair Market Value of Shares as at December 31, 2022.
- (3) Mr. MacDougall ceased to be a director of the Company on May 11, 2022.
- (4) Mr. Temple was appointed as a director of the Company on August 4, 2022.

Director Incentive Plan Awards – Value Vested or Earned During the Year

The following table sets out incentive plan awards for each of the directors for the fiscal year ended December 31, 2022. The only Share-based awards received by directors are DSUs, which vest immediately upon grant.

Name ⁽¹⁾	Option Awards– Value Vested during the year	Share-based Awards– Value Vested during the year ⁽²⁾		Non-equity Incentive Plan Compensation– Value Earned during the year
		DSUs Received in lieu of Annual Director Retainer ⁽³⁾	DSU Plan Awards ⁽⁴⁾	
	\$	\$	\$	\$
Christopher R. Griffin	-	155,000	-	-
Jeane L. Hull	-	93,000	-	-
Rhonda Hunter	-	93,000	-	-
Gordon H. MacDougall⁽⁵⁾	-	27,198	-	-
J. Eddie McMillan	-	93,000	-	-
Thomas V. Milroy	-	155,000	-	-
Gillian L. Platt	-	93,000	-	-
Lawrence Sauder	-	171,000	-	-
Curtis M. Stevens	-	155,000	-	-
Thomas Temple⁽⁶⁾	-	75,408	-	-
Douglas W.G. Whitehead	-	93,000	-	-

(1) Information regarding the value of incentive plan awards vested or earned during the year by the CEO, Mr. Fillinger, is set out in the table on page 52 of this Information Circular.

(2) DSUs granted to directors vest immediately upon grant but can only be redeemed when a termination of position has occurred.

(3) This column reflects the grant date value of DSUs received by directors in lieu of their annual director and chair retainers in 2022. These amounts are included in the Director Total Compensation Table on page 35 of this Information Circular. The number of DSUs received was equal to the dollar value of the portion of the retainer paid in DSUs divided by the Fair Market Value of the Shares at the end of each calendar quarter.

(4) This column reflects the value of DSUs awarded to directors in 2022, in addition to those received in lieu of the annual director and chair retainers. In 2022, there were no direct grants of DSUs to the Directors under the DSU Plan.

(5) Mr. MacDougall ceased to be a director of the Company on May 11, 2022.

(6) Mr. Temple was appointed as a director of the Company on August 4, 2022.

EXECUTIVE COMPENSATION

COMPENSATION DISCUSSION AND ANALYSIS

Compensation Objectives and Strategy

The MRCC is responsible for reviewing and approving the compensation arrangements of the Company's executive officers, other than the CEO. The MRCC reviews and recommends to the Board for approval the compensation arrangement for the CEO. A key mandate of the MRCC is to ensure that the Company develops and implements long range plans and programs for attracting, retaining, developing, motivating, evaluating and compensating executive officers, to provide the Company with a high level of strength, depth and continuity in its key talent. The Company also believes in the importance of requiring executives to own Shares to more fully align management with the interests of Shareholders.

Compensation Philosophy

The Company creates a direct linkage between compensation, alignment with Shareholders' interests and the achievement of business objectives in the short and long-term, by providing an appropriate mix of fixed versus at-risk compensation. An executive's personal performance, together with corporate performance, and competitive market compensation data, are used to determine their actual compensation. The Company targets total compensation (base salary and all at-risk compensation) to within +/- 15% of the 50th percentile of a comparator group, including companies in its industry and from other industry sectors where it competes for executive talent. While market data is important to establish the range, the MRCC takes into consideration the relative complexity and autonomous characteristics of the Company, the experience or qualifications of the executive, and the difficulty in attracting talent for the executive position, to ensure pay practices are competitive and to mitigate retention risk.

The Company puts the greatest emphasis on financial performance by placing a significant proportion of total compensation at-risk based on the Company's financial results. In the years of strongest financial performance more than half of the total compensation earned by the CEO, CFO, and the three other highest paid executive officers (collectively the "**Named Executive Officers**" or "**NEO**") is expected to come from performance-related incentive compensation. In 2022, the Company's Named Executive Officers were Ian M. Fillinger, Richard A. Pozzebon, J. Barton Bender, S. Bruce Luxmoore and Andrew L. Horahan.

Risk Management

The MRCC considers the risks associated with the Company's compensation policies and practices. The MRCC considered the balance between long-term objectives and short-term financial goals incorporated into the Company's executive compensation program and whether or not Named Executive Officers are potentially encouraged to expose the Company to inappropriate or excessive risks. Risks, if any, may be identified and mitigated through regular meetings of the MRCC and the Board. No risks have been identified arising from the Company's compensation policies and practices that are reasonably likely to have a material adverse effect on the Company.

Hedging

The Company's Insider Trading Policy (which is available on our website at www.interfor.com) prohibits directors and executive officers from purchasing financial instruments for the purpose of hedging or offsetting a decrease in market value of the Company's equity securities. Specifically, directors and executive officers are prohibited from engaging in the following transactions with respect to their Shares and equity-based awards: short sales, monetization of equity-based awards (e.g. performance share units ("PSUs") and DSUs) before vesting, transactions in derivatives on Shares such as put and call options, and any other hedging or equity monetization transactions where the individual's economic interest and risk exposure in the Shares are changed.

To the knowledge of the Company, none of the Named Executive Officers or directors has ever purchased any such instruments for such purpose.

Clawback Policy

The Company has a Clawback Policy that allows the Company to require its officers (and any other employees designated by the MRCC) to reimburse the Company for incentive awards paid to them that were based on financial results that were subsequently restated resulting in a decrease in the earnings of the Company. The Clawback Policy also allows for the Company to increase incentive awards paid to its officers and designated employees, should restated financial results represent an increase in earnings of the Company. There is no requirement of fault on the part of any officers or employees affected by any such adjustment to their incentive awards, and the Clawback Policy requires such incentive award adjustments to be made in the event financial results are adjusted for any reason.

Benchmarking

The MRCC periodically reviews the total compensation arrangements for executive officers. To ensure that the Company provides competitive compensation, the MRCC considers benchmark data showing each component of compensation and total compensation levels benchmarked against the compensation of executive officers in the selected comparator group. The comparator group was selected based on the criteria listed in the table below from companies of a similar size and in the same industry as the Company, to ensure an adequate sampling of the competitive landscape for executive talent in the industry. In November 2021, the Company reviewed and adjusted the list of comparator companies to ensure there was an adequate sample size to reduce volatility in benchmarking results and to ensure an adequate sampling of the competitive landscape for executive talent in the industry. The Company removed two companies from its comparator group due to industry consolidation, one company that was not an appropriate fit with Interfor's business and size, and added six new companies to increase its sample size to seventeen comparator companies.

The Company used the following Canadian and US based companies as its comparator group for 2022 (the “**Comparator Group**”):

Comparator Group		Criteria for Selection
Canfor Corporation Cascades Inc. IAMGOLD Corporation Intertape Polymer Group Inc. New Gold Inc.	Resolute Forest Products Inc. Stella-Jones Inc. West Fraser Timber Co. Ltd. Western Forest Products Inc.	<ul style="list-style-type: none"> • Canadian based forest products and heavy industry companies • geographical competitors for executive talent • traded on TSX; access to executive compensation information
Bluelinx Holdings Inc. Boise Cascade Company Clearwater Paper Corporation Coeur Mining Inc.	Louisiana-Pacific Corporation PotlatchDeltic Corporation Rayonier Inc. Universal Forest Products, Inc.	<ul style="list-style-type: none"> • US based forest products and heavy industry companies • geographical competitors for executive talent • traded on NYSE or NASDAQ; access to executive compensation information

In addition to considering competitive benchmarking data, the MRCC considers other factors, including the advice and recommendations provided by the CEO, individual performance, internal equity and the compensation practices of regional and local companies from other industry sectors who may compete with the Company for executive talent.

Executive Compensation-Related Fees

The MRCC uses an independent consultant to provide expert, objective advice on executive compensation matters. In August 2021, Meridian Compensation Partners (“**Meridian**”) was engaged as the MRCC’s independent compensation advisor to assist with the Company’s executive compensation strategy. Consulting fees of \$123,407 were paid to Meridian in 2022 for executive compensation-related services and director compensation benchmarking. Consulting fees of \$52,714 were paid to Meridian in 2021 for executive compensation-related services. The Company also paid its previous executive compensation advisor, Towers Watson (“**Towers**”), \$25,925 in consulting fees in 2021.

Except as set out above, neither Meridian nor Towers have performed any other work for the Company, its affiliates, directors or members of management in 2022 or 2021. No other compensation consultants or advisors have been retained to assist the Board or MRCC in determining compensation for any of the Company’s directors or executive officers, in the past two years.

Executive Officer Diversity

The Company recognizes the benefits of diversity and has adopted a Diversity Policy, which is available on our website (www.interfor.com). Under the Policy, the Company bases executive appointments on merit and selects the best person available to fulfill these roles. Within this framework and to support the Company’s diversity objectives, management considers the following:

- consider all aspects of diversity in the candidate selection criteria, including race, ethnicity, nationality, Indigenous origin or heritage, gender, gender identity, sexual

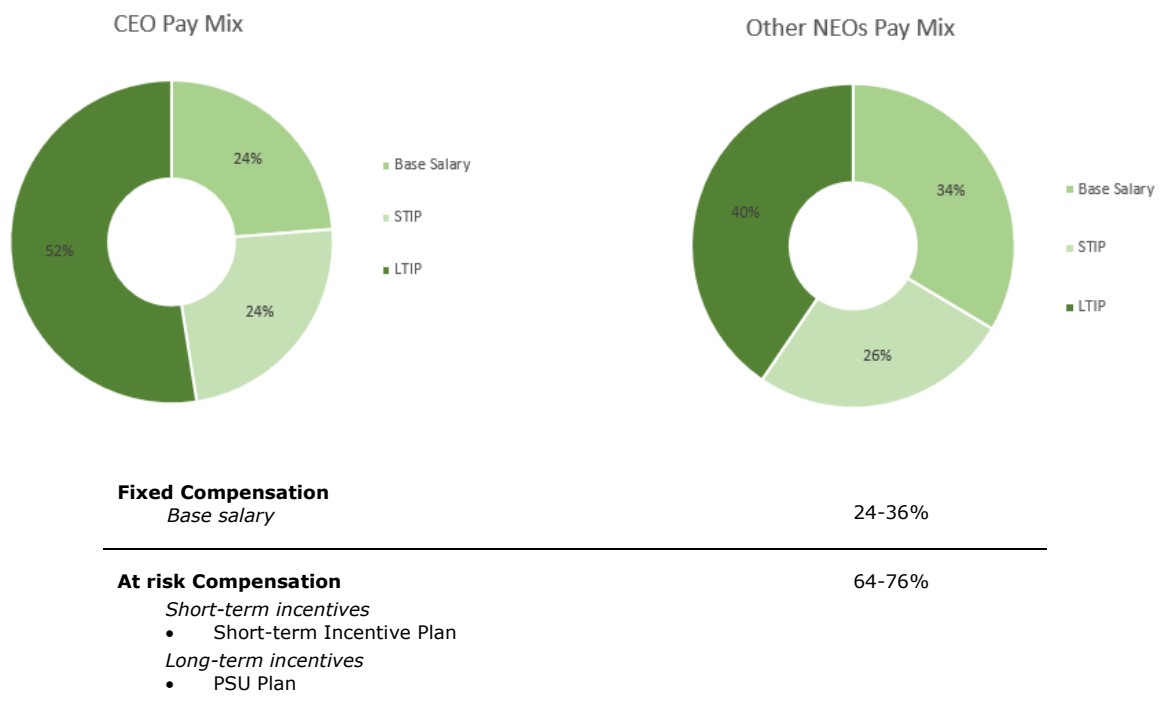
orientation, religion, age, disability, geographical representation and regional and industry experience of the candidate;

- consider the level of representation of women among the executive officers; and
- in addition to its own searches, as and when appropriate from time to time, engage independent external advisors to conduct a search for candidates who meet the Company’s expertise, skills and diversity criteria.

Currently, one of the executive officers of the Company is female, comprising 14% of the senior executive team. For further information regarding the Company’s diversity initiatives, please see our 2022 Sustainability Report, which is scheduled to be released during March 2023 and will be made available on our website (www.interfor.com/sustainability).

ELEMENTS OF TOTAL COMPENSATION

The elements of the Company’s total compensation program consist of annual base salary, annual short-term cash incentive plans, and long-term equity-based incentives. The Named Executive Officers also receive the indirect compensation benefits described on page 49 of this Information Circular. The Company’s executive compensation plan is designed to provide industry and market competitive pay. The following chart depicts the 2022 components of total compensation, as well as the desired mix assuming at-target performance by a Named Executive Officer.



Annual Base Salary

The MRCC reviews the base salaries of executive officers and, from time to time, makes adjustments that it considers appropriate to recognize compensation paid by companies in the Comparator Group, compensation practices of regional and local companies from other industry sectors who may compete for executive talent, varying levels of responsibilities of the executive officer, internal equity, individual performance and the complexity and cyclical nature of the Company’s business. The MRCC approves the annual base salary of the

executive officers other than the CEO. The Board approves the CEO's base salary based on the MRCC's recommendation.

In March 2022, the following base salary increases were approved by MRCC and, in the case of the CEO, the Board.

NEO	2021 Base Salary	2022 Base Salary	% Increase	Effective Date of Increase
Ian Fillinger	\$775,000	\$810,000	4.5%	March 16, 2022
Richard Pozzebon	\$400,000	\$510,000	27.5%	March 16, 2022
J. Barton Bender	\$450,000	\$450,000	0.0%	Not Applicable
Bruce Luxmoore	USD \$375,000	USD \$450,000	20.0%	March 16, 2022
Andrew Horahan	\$400,000	\$450,000	12.5%	March 16, 2022

Non-Equity Incentives

Short-term incentive compensation comes in the form of awards granted under the Company's Short-term Incentive Plan ("**STIP**") for salaried employees, including the Named Executive Officers.

Each Named Executive Officer is assigned a target bonus with reference to competitive benchmarking against the Comparator Group. Before any payment is triggered under the STIP: (i) the Company must first achieve a level of financial performance that exceeds a threshold level; and (ii) the individual employee must perform at a satisfactory level.

Financial performance under the STIP is measured by the Adjusted EBITDA of the Company for the fiscal year. Adjusted EBITDA is a non-GAAP financial measure reported in the Company's Management Discussion and Analysis ("**MD&A**"), which is reviewed by the independent auditors of the Company and approved by the Board. Adjusted EBITDA excludes items such as long-term incentive compensation expense, post closure wind-down costs and other income or expense. For transparency purposes, a reconciliation from Net earnings (loss), prepared in accordance with IFRS, to Adjusted EBITDA, is available on page 18 of the Company's MD&A. For the purpose of the STIP, Adjusted EBITDA is further adjusted by adding back the expense for the STIP. The role of the MRCC, after considering such adjustments, is to determine an appropriate Adjusted EBITDA target for the STIP. The Adjusted EBITDA target for the STIP each year is determined based on invested capital, which means that the Adjusted EBITDA target under the STIP can increase or decrease from year to year. At the end of the year, actual Adjusted EBITDA (excluding STIP expense), is compared to the Adjusted EBITDA target and the STIP bonus is based on Interfor's financial performance calculated according to the following table:

	Below Threshold	Threshold	Target	Maximum
Actual Adjusted EBITDA compared to Adjusted EBITDA target	< 60%	60%	100%	> 150%
Bonus as a percentage of individual's Target Bonus percentage	0%	50%	100%	200%

Note: Results are interpolated when the actual Adjusted EBITDA results fall between: Threshold, Target and Maximum.

If the STIP threshold based on Interfor's financial performance is achieved in any year, then between 0% and 120% of an individual's target bonus amount can be awarded, depending on the individual's personal performance during that year. The maximum bonus payable to

any individual under the STIP is 240% of their target bonus (200% financial result x 120% personal result).

In 2022, the STIP targets for NEOs were as follows:

NEO	2021 STIP Target	2022 STIP Target
Ian Fillinger	100%	100%
Richard Pozzebon⁽¹⁾	65%	75%
Bruce Luxmoore⁽¹⁾	65%	80%
Andrew Horahan⁽¹⁾	65%	80%
J. Barton Bender	65%	75%

(1) Mr. Pozzebon, Mr. Luxmoore and Mr. Horahan were promoted to Executive Vice President in October 2022, resulting in an STIP target adjustment in 2022.

The Adjusted EBITDA (excluding STIP expense) target for 2022 was \$458.8 million, which includes an adjustment for the EACOM Timber Corporation acquisition that closed in February 2022. The target in 2022 was calculated using a forecasted return on invested capital ("**ROIC**").

In 2022, Interfor generated Adjusted EBITDA before STIP expense of \$1.10 billion which translated into a company performance multiplier of 200% of target.

Equity-based Incentives

Equity-based incentive plan compensation may take the form of PSUs, share appreciation rights ("**SARs**"), DSUs and stock options. Commencing in 2004, a Named Executive Officer either received a grant under the Share Appreciation Rights Plan ("**SAR Plan**") or the Performance Share Unit Plan ("**PSU Plan**", previously named the "Total Shareholder Return Plan"), but not both. Equity-based incentive awards are limited to individuals holding senior positions who, in the opinion of the Company, have the ability to substantively impact its profitability and the successful achievement of its goals. In making equity-based compensation awards, the Company also considers factors such as: individual performance, total compensation, competitive compensation requirements and whether the individual has received previous equity incentive awards.

(a) Performance Share Unit Plan

Awards under the PSU Plan represent long-term incentive compensation designed to reinforce the connection between remuneration and the interests of shareholders, by motivating and rewarding participants for improving the long-term value of the Company.

In July 2019, the Board approved the PSU Plan, which amended and restated the Company's prior Total Shareholder Return Plan (the "**Prior TSR Plan**") that was introduced in 2004.

The review and redesign of the PSU Plan was driven by the need to:

1. better align the PSU Plan with modern governance practices by eliminating the 50% minimum payout and introducing a relative total shareholder return performance modifier; and
2. enhance executive retention by better aligning PSU Plan awards with Company performance.

Under the PSU Plan, payouts are determined by measuring actual ROIC results against pre-established performance levels. These results are then modified based on the Company's relative total shareholder return performance compared to a forest-industry peer group (the "**Peer Group**").

The ROIC metric was selected to align compensation with the long-term interests of shareholders and incentivize management to focus on controllable measures, such as the efficient allocation of capital and operating results.

Under the terms of the PSU Plan, at the beginning of each performance period, a participant is granted a target number of PSUs, which is determined by multiplying the participant's target award percentage as indicated in the table on page 46 of this Information Circular by the participant's annual base salary, and then dividing it by the Market Value (as defined below) of the Shares at the beginning of the performance period. The "**Market Value**" of Shares on a specified date is defined as the volume weighted average trading price of the Shares on the TSX for the 20 consecutive trading days ending on the trading day immediately prior to the date in question, and is designed to mitigate the impact of any unusual Share price volatility in the last week of each year.

At the end of the performance period, the Company's 3-Year Average ROIC is evaluated against threshold, target and maximum levels (the "**Pay-Performance Levels**"). The number of PSUs paid out after the end of the performance period is based on the Company's actual 3-Year Average ROIC results compared to such Pay-Performance Levels (the "**Payout Factor**") using the following pay-performance scale:

Pay-Performance Level⁽¹⁾	Performance Goal (3-year ROIC)	Payout Factor ⁽²⁾ (% of Target PSUs Vesting)
Maximum	25% ROIC	200%
Target	15% ROIC	100%
Threshold	10% ROIC	50%
Below Threshold	less than 10% ROIC	0%

- (1) The Payout Factor for performance between threshold and target levels, or target and maximum levels, will be interpolated on a straight-line basis.
(2) 3-Year Average ROIC for a 3-year performance period, is defined as the average Adjusted EBITDA (as reported in the Company's Management's Discussion & Analysis which is reviewed by independent auditors), divided by the average Invested Capital over that performance period. Invested Capital for a fiscal year, means the sum of (i) equity and (ii) interest-bearing debt, less (iii) cash and cash equivalents, each as reported in the Company's audited Consolidated Financial Statements for that fiscal year. Adjusted EBITDA is a non-GAAP financial measure that does not have any standardized meaning prescribed by GAAP and therefore may not be comparable to similar measures presented by other companies. Adjusted EBITDA excludes items such as long-term incentive compensation expense, post closure wind-down costs, other income or expense. For transparency purposes, a reconciliation from Net earnings (loss), prepared in accordance with IFRS, to Adjusted EBITDA, is available on page 18 of the Company's MD&A.

The Payout Factor may be modified based on Interfor's total shareholder return ("**TSR**") over the 3-year period relative to the Peer Group, provided that: (i) if 3-Year Average ROIC is less than 10% then 0% of PSUs will vest, and (ii) the maximum adjusted Payout Factor shall not exceed 220%:

TSR Quartile Ranking	Payout Factor Modifier
1 st	+20%
2 nd	0%
3 rd	0%
4 th	-20%

The Peer Group used for the purposes of the PSU Plan currently consists of the following 13 companies, all of which are North American publicly-traded forest products companies:

Peer Group	
Boise Cascade Company	Canfor Corporation
Cascades Inc.	Louisiana-Pacific Corporation
Mercer International Inc.	Rayonier Inc.
PotlatchDeltic Corporation	Resolute Forest Products Inc.
Rayonier Advanced Materials Inc.	West Fraser Timber Co. Ltd.
Stella-Jones Inc.	Weyerhaeuser Company
Western Forest Products Inc.	

The Peer Group of companies used for the purposes of the PSU Plan was intentionally selected to differ from the Comparator Group. The Comparator Group focuses on factors relating to competitive compensation for executive officers, whereas the peer group for the PSU Plan reflects the alternatives that an investor would evaluate when considering an investment in the North American forest products sector.

The value a participant ultimately receives at the end of each performance period is determined as the product of the number of PSUs paid out multiplied by the Market Value of the Shares at the end of the performance period.

The MRCC annually approves the target award granted to each eligible Named Executive Officer (except the CEO, whose target award is approved by the Board) at the beginning of the performance period, based on its assessment of the market competitiveness of the eligible Named Executive Officer's total compensation arrangements. As part of that review, the MRCC may consider previous awards under the PSU Plan and the value of actual payouts received in relation to prior awards. The MRCC reviews and recommends to the Board for approval the target award granted to the CEO. The target award is expressed as a percentage of the annual base salary in effect at the beginning of a 3-year performance period.

In 2022, the Long Term Incentive Plan targets for NEOs are as follows:

NEO	2021 LTIP Target	2022 LTIP Target
Ian Fillinger	150%	225%
Richard Pozzebon⁽¹⁾	75%	100%
Bruce Luxmoore⁽¹⁾	75%	100%
Andrew Horahan⁽¹⁾	75%	100%
J. Barton Bender	75%	100%

(1) Mr. Pozzebon, Mr. Luxmoore and Mr. Horahan were promoted to Executive Vice President in October 2022, resulting in an LTIP target adjustment to 135%, 125%, and 125% respectively for the LTIP grant in 2023.

Following the end of a performance period, the award is paid in cash. In the event of death, disability, retirement or involuntary termination, the award would be determined at the end of the performance period as if employment had continued and then pro-rated to reflect the period of actual employment.

The following table sets out the target awards approved by the MRCC or the Board and the range of PSUs that a Named Executive Officer may be paid out under the terms of the PSU Plan. The reporting period outlined in the table below has been changed to align with the Summary Compensation Table on page 50 of this document:

Name	Performance Period Until Payout (3 Years Ending)	Grant Date and Fair Market Value or Market Value of Shares ⁽¹⁾	Target Award Number of PSUs Granted ⁽²⁾	Target Award Value ⁽³⁾⁽⁴⁾ (\$)	Target Award (Expressed as a Percentage of Annual Base Salary)	Range of Potential Future Payouts (number of PSUs)		
						Minimum	Target	Maximum
Ian M. Fillinger ⁽⁵⁾	Dec 31, 2022	Feb 6, 2020 \$14.82	73,263	1,012,500	150%	0	73,263	161,179
	Dec 31, 2023	Feb 4, 2021 \$23.91	55,725	1,125,000	150%	0	55,725	122,595
	Dec 31, 2024	Feb 3, 2022 \$39.49	51,108	1,822,500	225%	0	51,108	112,438
Richard A. Pozzebon ⁽⁶⁾	Dec 31, 2022	Feb 5, 2020 \$14.78	21,979	300,000	75%	0	21,979	48,354
	Dec 31, 2023	Feb 3, 2021 \$23.84	14,381	300,000	75%	0	14,381	31,638
	Dec 31, 2024	Feb 2, 2022 \$39.57	14,302	510,000	100%	0	14,302	31,464
J. Barton Bender	Dec 31, 2022	Feb 5, 2020 \$14.78	24,421	337,500	75%	0	24,421	53,726
	Dec 31, 2023	Feb 3, 2021 \$23.84	16,178	337,500	75%	0	16,178	35,592
	Dec 31, 2024	Feb 2, 2022 \$39.57	12,619	450,000	100%	0	12,619	27,762
S. Bruce. Luxmoore	Dec 31, 2022	Feb 5, 2020 \$14.78	18,994	262,500	75%	0	18,994	41,787
	Dec 31, 2023	Feb 3, 2021 \$23.84	12,583	262,500	75%	0	12,583	27,683
	Dec 31, 2024	Feb 2, 2022 \$39.57	12,619	450,000	100%	0	12,619	27,762
Andrew L. Horahan	Dec 31, 2022	Feb 5, 2020 \$14.78	20,351	281,250	75%	0	20,351	44,772
	Dec 31, 2023	Feb 3, 2021 \$23.84	13,481	281,250	75%	0	13,481	29,658
	Dec 31, 2024	Feb 2, 2022 \$39.57	12,619	450,000	100%	0	12,619	27,762

- (1) The reporting periods included in the table above have been changed from prior years' disclosures, to align with the Summary Compensation Table on page 50.
- (2) The Market Value of the Shares on the Grant Date is used solely for the accounting valuation of PSUs granted. In contrast, the number of PSUs granted to a participant for a performance period, and the payout at the end of the performance period of such grant, is based on the Market Value of the Shares at the beginning of that performance period.
- (3) For the Performance Periods ending December 31, 2022 and 2023, the Target Award Number of PSUs Granted were adjusted on June 28, 2021 upon the payment of a Special Dividend of \$2 per Share. The number of additional PSUs was determined by multiplying the \$2 cash dividend by the number of PSUs originally granted divided by \$29.41 (being the Market Value of the Shares on June 28, 2021).
- (4) The Target Award Value is calculated by multiplying the original target number of PSUs granted by the Market Value of the Shares at the beginning of that performance period.
- (5) The grant date for the CEO's PSUs is usually one day later than the grant date for the other NEOs' PSUs, as a result of Board and MRCC meetings having been held on different dates.
- (6) Includes an additional 14,504 PSUs granted to Mr. Pozzebon on August 6, 2020 with a Market Value of \$14.50 in association with his increase in base salary and promotion to Senior Vice President & CFO.

(b) Stock Option Plan

The Stock Option Plan was approved at the 2015 Annual General and Special Meeting. This plan superseded and replaced the previous stock option plan of the Company.

The Stock Option Plan is a long-term incentive plan intended to enhance the Company's ability to attract and retain high quality employees and to promote a greater alignment of interests between option holders and Shareholders.

Under the Stock Option Plan, the Company is authorized to issue up to 3,000,000 Shares pursuant to Stock Options granted under the Stock Option Plan, less any Shares issued or issuable pursuant to Stock Options granted under Company's previous stock option plan.

A total of 1,631,740 Shares, representing approximately 3.2% of the Company's issued and outstanding Shares, are reserved for possible issuance under the Stock Option Plan. As of the date of this Information Circular, there are 546,903 Stock Options granted and outstanding, or 1.1% of the Company's outstanding Shares.

Under the Stock Option Plan, the Board may grant Stock Options to directors, employees and service providers of the Company or its subsidiaries. The terms of any such Stock Option, including any conditions to vesting, are determined by the Board within the limitations set out in the Stock Option Plan. The exercise price is determined by the Board, provided that it is not less than the closing price of the Shares on the TSX on the last trading day preceding the date on which the Stock Option is granted. Vesting conditions are set at the discretion of the Board. Stock Options are non-assignable and non-transferrable.

The Stock Option Plan provides that the maximum number of Shares available for issuance to Stock Option Plan participants within a one-year period, shall not exceed 10% of the number of issued and outstanding Shares. The maximum number of Shares available for issuance to any one person under the Stock Option Plan and any other equity compensation arrangement, shall not exceed 5% of the number of issued and outstanding Shares. The maximum number of Shares issuable, at any time, to Stock Option Plan participants that are Reporting Insiders (as such term is defined under applicable Canadian securities laws); or issued to participants that are Reporting Insiders within a one-year period; pursuant to Stock Options or any other Share compensation arrangement of the Company shall not, in aggregate, exceed 10% of the number of issued and outstanding Shares.

The Stock Option Plan provides that the Board may amend any provision of the Stock Option Plan or any outstanding Stock Option at any time, subject to any required regulatory approval, provided that no such amendment shall extend the term, reduce the exercise price, or materially impair the rights of any outstanding option holder (except with consent or for purposes of complying with the requirements of any regulatory authority or stock exchange).

In 2022, the MRCC approved grants of 104,476 Stock Options. None of the 2021 or 2022 Stock Options were granted to the Named Executive Officers. The annual burn rates for 2020, 2021 and 2022 are calculated in accordance with section 613 of the TSX Company Manual, were 0.40%, 0.13%, and 0.19% respectively. The burn rate is calculated by dividing: (i) the number of Stock Options granted in each fiscal year; by (ii) the weighted average number of outstanding Shares for that year.

All Stock Options granted under the Stock Option Plan have been granted with an exercise price equal to the closing price of the Shares on the immediately preceding trading day and may be exercised for a term of up to 10 years from the date they were granted. The Stock Option grant expires on the earlier of 10 years after the date of the grant, 30 days after termination of employment other than retirement, or one year after death. All outstanding Stock Options are subject to the following vesting requirements.

Time from Date of Stock Option Grant	% Exercisable
2 years	40%
3 years	60%
4 years	80%
5 years	100%

(c) *Deferred Share Unit Plan*

The DSU Plan, described on page 32 above, is intended to enhance the Company's ability to attract and retain high quality individuals to serve as directors and executive officers and to promote a greater alignment of interests between participants and Shareholders. Under the DSU Plan, the Board may directly grant DSUs to directors, officers or employees of the Company and its subsidiaries. The terms of such direct grants are determined by the MRCC (or the Board, in the event of grants to the CEO). Prior to January 1, 2016, Named Executive Officers could defer cash awards under the Prior TSR Plan to the DSU plan, but the ability to defer cash awards is no longer available due to a change in Canadian Revenue Agency policy.

(d) *Share Appreciation Rights Plan*

The SAR Plan is a long-term incentive plan which is option-based. SARs are awarded to eligible employees to provide additional long-term incentives and reinforce the connection between remuneration and growth in Shareholder value. Currently, all Named Executive Officers receive an annual long-term incentive grant only from the PSU Plan, and not the SAR Plan.

Under the SAR Plan, SARs can be exercised for a cash payment equal to the number of rights exercised multiplied by the increase in Fair Market Value of the Shares between the time of the grant and the time of exercise. The SAR grant expires on the earlier of 10 years after the date of the grant, 30 days after termination of employment other than retirement, or one year after death. SARs may be exercised, subject to the following vesting provisions.

Time from Date of SAR Grant	% Exercisable
2 years	40%
3 years	60%
4 years	80%
5 years	100%

In 2022, no SARs were granted to any employees including the Named Executive Officers.

As of December 31, 2022, SARs granted that had not expired or been cancelled totaled 2,780,547 of which 2,738,119 had been exercised. As of December 31, 2022, 6,569 of the outstanding SARs were held by the Named Executive Officers.

(e) *Employee Share Purchase Plan*

The Interfor Employee Share Purchase Plan (the "**ESPP**") was implemented in 2012 and provides employees with a convenient and simple way to acquire Shares on the open market, through a personal financial commitment with the benefit of a company match. Employees can contribute a maximum of 6% of their base salary via payroll, and Interfor will match half of the employee contributions (up to a maximum of 3% of their base salary). In November 2022, the MRCC approved the participation of NEOs in the ESPP with the plan amended to limit the participant contribution to \$25,000 per year in the employee's home currency. The Shareholdings of the Named Executive Officers under the ESPP are included in the Executive Share Ownership Requirements listed below.

Indirect Compensation Benefits

Indirect compensation includes participation in the retirement plans described more fully on page 53, as well as benefits available to all salaried employees of the Company such as extended health and dental care, life insurance and disability benefits. For details of executive insurance benefits received, please see page 50.

EXECUTIVE SHARE OWNERSHIP REQUIREMENTS

The Company's minimum Share ownership requirement was introduced for certain executive officers to strengthen the link between the interests of executive officers and Shareholders, thereby demonstrating the ongoing alignment of their interests with the interests of Shareholders. Each such executive officer is required to meet the minimum Share ownership requirement within five years of their date of hiring or promotion into a relevant role, and to maintain the minimum Share ownership requirement throughout their employment by Interfor. In the event that a Share price change or an increase in an executive officer's annual base salary results in that executive officer ceasing to meet the minimum Share ownership requirement, that officer will be required to meet the increased minimum Share ownership requirement within two years of the change.

The following table shows the actual Shares and DSU holdings for Named Executive Officers, and the value of their required holdings, as of December 31, 2022.

	Minimum Ownership Requirement (as a multiple of base salary)	Number of Shares Held ⁽¹⁾	Number of Deferred Share Units Held ⁽²⁾	Total Shares and Deferred Share Units Held	Value of Shares and Deferred Share Units Held ⁽²⁾	Value of Holdings Required ⁽³⁾	Meets Minimum Share Ownership Requirement
Ian M. Fillinger	3 times	65,145	19,627	84,772	\$1,762,410	\$2,430,000	To be met by January 1, 2025
Richard A. Pozzebon	1 time	40,205	-	40,205	\$835,862	\$510,000	Meets Requirement
J. Barton Bender	1 time	31,214	-	31,214	\$648,939	\$450,000	Meets Requirement
S. Bruce Luxmoore	1 time	30,857	-	30,857	\$641,517	\$450,000	Meets Requirement
Andrew L. Horahan	1 time	17,329	-	17,329	\$360,270	\$450,000	To be met by June 1, 2026

(1) The number of Shares held includes Shares directly or indirectly beneficially owned or under the control or direction of each Named Executive Officer.

(2) The value is determined as the higher of: (i) actual purchase price of Shares plus the grant date Fair Market Value of DSUs awarded, and (ii) \$20.79 per Share or DSU held, which is the Fair Market Value of the Shares as of December 31, 2022.

(3) The value of the Share ownership requirement is based upon the indicated multiple of annual base salary in effect as of December 31, 2022.

SUMMARY COMPENSATION TABLE

The following table shows the total realized and target compensation awarded to the Company's Named Executive Officers for the fiscal years ended December 31, 2020, December 31, 2021 and December 31, 2022.

The Share Based Awards for 2020, 2021 and 2022 were granted under the PSU Plan with performance period end dates of December 31, 2022, 2023 and 2024, respectively. The amounts shown represent the fair value of the awards at the grant dates and do not represent the actual value of the payout to be received upon maturity of the awards.

Name and Principal Position	Year	Salary	Share Based Awards ⁽¹⁾	Option Based Awards	Non-Equity Incentive Plan Compensation		Pension Value ⁽³⁾	All Other Compensation ⁽⁴⁾	Total Compensation ⁽⁵⁾
					Annual Incentive Plans ⁽²⁾	Long-term Incentive Plans			
		\$	\$	\$	\$	\$	\$	\$	\$
Ian M. Fillinger President & Chief Executive Officer	2022	802,708	1,822,500	-	1,944,000	-	342,784	144,800	5,056,792
	2021	754,167	1,243,900	-	1,860,000	-	224,670	96,143	4,178,880
	2020	675,000	1,016,622	-	1,350,000	-	59,674	78,380	3,179,676
Richard A. Pozzebon Executive Vice President & Chief Financial Officer	2022	487,083	510,000	-	918,000	-	125,557	53,630	2,094,270
	2021	400,000	321,006	-	624,000	-	82,570	29,875	1,457,451
	2020	313,185	300,354	-	520,000	-	10,352	15,508	1,159,399
S. Bruce Luxmoore Executive Vice President, U.S. Operations⁽⁶⁾	2022	565,252	450,000	-	1,124,323	-	146,023	110,259	2,395,857
	2021	457,005	280,883	-	733,298	-	94,201	71,934	1,637,321
	2020	469,525	263,574	-	610,383	-	25,757	17,083	1,386,322
Andrew L. Horahan Executive Vice President, Canadian Operations	2022	439,583	450,000	-	864,000	-	118,907	78,334	1,950,824
	2021	389,658	281,250	-	624,000	-	77,420	75,006	1,447,334
	2020	375,000	281,250	-	487,500	-	17,770	47,225	1,208,745
J. Barton Bender Senior Vice President, Sales & Marketing	2022	450,000	450,000	-	742,500	-	127,202	68,026	1,837,728
	2021	450,000	361,128	-	702,000	-	96,370	19,273	1,628,771
	2020	450,000	338,874	-	585,000	-	26,770	18,271	1,418,915

(1) Share Based Awards for 2020 and 2021 consist of PSU awards made under the PSU Plan. The amount shown for PSU awards represents the fair value of the award at grant date. Given the inclusion of the ROIC performance condition in 2020 and 2021, the fair value of the PSUs granted in the 2020 and 2021 compensation years were assessed as the closing market price on the date of grant. Accordingly, fair value for the 2020 and 2021 grants were calculated by multiplying the number of PSUs granted by the grant date fair value. The ROIC performance condition cannot be appropriately valued using the Black-Scholes pricing model, which was used in the 2019 compensation year. This is consistent with the methodology used for financial reporting purposes, in accordance with International Financial Reporting Standard 2, Share-based Payment (IFRS 2).

(2) Annual Incentive Plans reflect STIP awards made to the Named Executive Officers.

(3) Pension Value amounts include Company contributions to the SERP Plan (defined hereafter).

(4) All Other Compensation includes Company contributions to the DPSP (defined hereafter) for Canadian-based Named Executive Officers, the Company contributions to the ESPP starting November, 2022 plus perquisites and other personal benefits provided to a Named Executive Officer that are not generally available to all employees. Amounts shown primarily represent premiums paid on life insurance. Amounts of \$13,138 and \$43,030 are included in 2021 for Mr. Pozzebon and Mr. Luxmoore, respectively, who received cash dividend equivalents on vested SARs and Stock Option Units held on May 28, 2021, the record date of a \$2 Special Cash Dividend paid to common shareholders on June 28, 2021.

(5) Total Compensation represents the sum of the amounts in the other columns. It includes the valuation of share-based and option-based awards which may or may not be realized over the life of the awards.

(6) Mr. Luxmoore's amounts have been converted from U.S. Dollars to Canadian Dollars using the Bank of Canada average rate for the relevant year.

INCENTIVE PLAN AWARDS

Outstanding Share-Based and Option-Based Awards

The following table sets out for each Named Executive Officer all option-based and share-based awards outstanding as at December 31, 2022.

Name	Option-based Awards ⁽¹⁾				Share-based Awards		
	Number of Securities Underlying Unexercised Options	Option Exercise Price ⁽²⁾	Option Expiration Date	Value of Unexercised In-the-money Options	Number of Shares or Units of Shares that have not Vested ⁽³⁾	Market or Payout Value of Share-based Awards that have not Vested ⁽⁴⁾	Market or Payout Value of vested Share-based Awards not paid out or distributed
	#	\$		\$	#	\$	\$
Ian M. Fillinger							
PSUs	-	-	-	-	106,833	4,329,961	3,362,772
DSUs	-	-	-	-	-	-	408,045 ⁽⁵⁾
Richard A. Pozzebon							
PSUs	-	-	-	-	28,683	1,158,186	1,008,836
SARs	6,569	17.43	25-Feb-2024	22,072 ⁽⁶⁾	-	-	-
J. Barton Bender							
PSUs	-	-	-	-	28,797	1,175,805	1,120,924
Andrew L. Horahan							
PSUs	-	-	-	-	26,100	1,056,843	934,111
S. Bruce Luxmoore							
PSUs	-	-	-	-	25,202	1,017,233	871,825
Stock Options	4,642	22.22	10-Feb-2025	- ⁽⁷⁾	-	-	-

(1) Commencing in 2004, a Named Executive Officer either received a grant under the SAR Plan or the PSU Plan (or the Prior TSR Plan before 2020), but not both.

(2) Option Exercise Price for SARs represents the base price of the SARs.

(3) These values represent the target number of PSUs.

(4) These values do not represent the actual value of the payout which will be received after the maturity date of the award. They are calculated by multiplying the target number of PSUs granted and not yet vested, by the pay performance percentage calculated as of December 31, 2022 and by the Market value of the Shares at December 31, 2022. The Market Value of the Shares at December 31, 2022 was \$22.95.

(5) These values reflect the value of DSUs held by the executive officers at December 31, 2022, calculated by multiplying the number of DSUs held by \$20.79, being the Fair Market Value of the Shares as at December 31, 2022. These DSUs vested immediately upon grant or over a term determined by the MRCC, but can only be redeemed when a termination of position has occurred. The number of DSUs held by the Named Executive Officers at December 31, 2022 is shown on page 49 of this Information Circular.

(6) Based on the Fair Market Value of Shares as at December 31, 2022 of \$20.79 per share.

(7) Based on the closing sale price of the Common Stock on December 31, 2022 of \$21.00 per share.

Incentive Plan Awards – Value Vested or Earned During the Year

The following table sets out the incentive plan awards vested for each Named Executive Officer for the fiscal year ended December 31, 2022.

Name	Option Awards – Value Vested During the Year	Share Based Awards – Value Vested During the Year ⁽¹⁾⁽²⁾	Non-Equity Incentive Plan Compensation - Value Earned During the Year
	\$	\$	\$
Ian M. Fillinger	-	3,362,772	-
Richard A. Pozzebon	-	1,008,836	-
J. Barton Bender	-	1,120,924	-
Andrew L. Horahan	-	934,111	-
S. Bruce Luxmoore	-	871,825	-

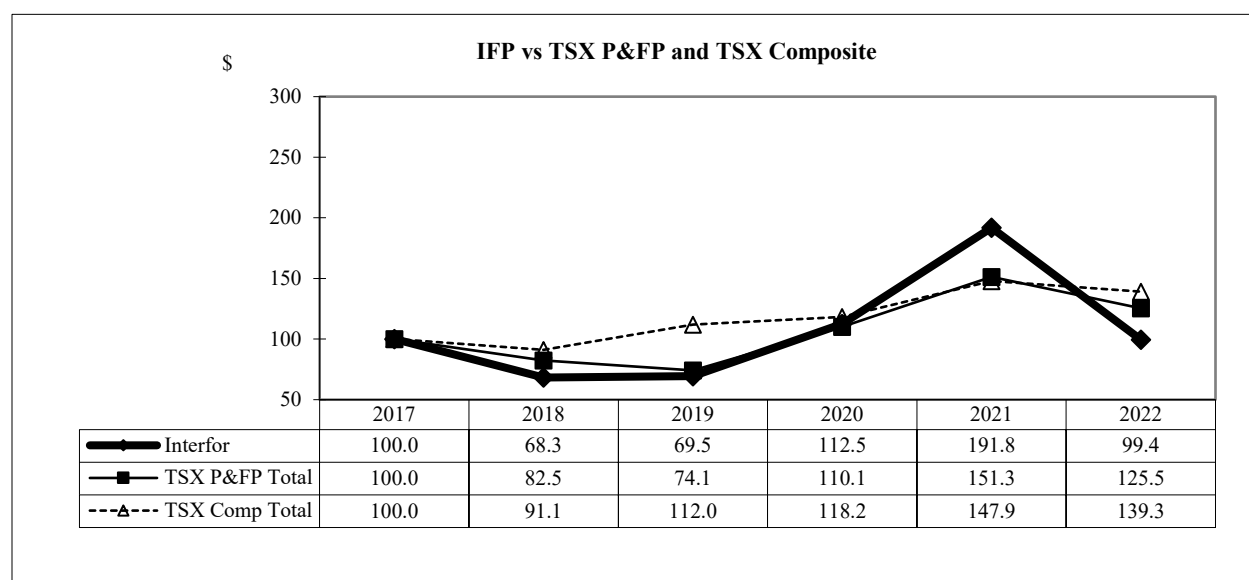
(1) PSU award for the 2020-2022 performance period.

(2) These values are calculated by multiplying the target number of PSUs granted by the pay performance percentage calculated as of December 31, 2022 and by the Market value of the Shares at December 31, 2022. The Market Value of the Shares at December 31, 2022 was \$22.95.

TOTAL SHAREHOLDER RETURN COMPARISON

The following graph compares the cumulative changes over the last five years in the value of \$100 invested in Shares of the Company with \$100 invested on December 31, 2017, in the S&P/TSX Composite Total Return Index and \$100 invested in the TSX Paper and Forest Products Total Return Index.

Performance Graph



The Share price declined in the second half of 2018 as a result of a drop in lumber prices, however strong Adjusted EBITDA performance in the first half of 2018 resulted in significant payouts under the STIP which increased NEO total compensation. Lumber prices did not recover in 2019, which directly impacted the Share price, the Company's earnings, and our NEO total compensation. The threshold Adjusted EBITDA was not met in 2019, therefore there was no STIP payment for 2019. While the share price declined at the onset of the COVID-19 pandemic, increased demand and high lumber prices through the back half of 2020 and 2021 resulted in strong Adjusted EBITDA performance and significant payouts under the STIP which increased NEO total compensation in both years. The Share price

declined substantially in the second half of 2022 in line with a dramatic drop in lumber demand and lumber prices following a rapid and unprecedented rise in interest rates. However, strong Adjusted EBITDA performance in the first half of 2022 resulted in significant payouts under the STIP and an increase in NEO total compensation.

EQUITY COMPENSATION PLAN INFORMATION

As at December 31, 2022, the Company has reserved the following Shares for possible issuance under its Stock Option Plan.

	Number of securities to be issued upon exercise of outstanding options, warrants and rights ⁽¹⁾	Weighted average exercise price of outstanding options, warrants and rights	Number of securities remaining available for future issuance under equity compensation plans ⁽²⁾
Equity Compensation Plans Approved by Shareholders	555,811	\$20.18	808,786

(1) Securities reflected in the table are options to acquire Shares of the Company.

(2) Excludes Shares reflected in the first column of this table.

(3) The maximum number of Shares which may be issued pursuant to options granted under the Stock Option Plan is 3,000,000 Shares.

RETIREMENT PLANS

The Company sponsors a group Registered Retirement Savings Plan (“**RRSP**”) and a group Deferred Profit Sharing Plan (“**DPSP**”) for all of its Canadian salaried employees. The plan provides such employees with an opportunity to make voluntary contributions to the RRSP, which can include a spousal plan, of up to 6% of the employee’s base salary and bonuses, up to a maximum of \$14,605 in respect of 2022. The Company matches employee contributions up to 8% with contributions to the DPSP. In Canada, the RRSP/DPSP combined limit in respect of 2022 was \$29,995. All Named Executive Officers except Mr. Luxmoore are eligible to participate in the RRSP/DPSP. All Company contributions to the DPSP vest immediately. If the employee terminates employment they can transfer the accumulated contributions and investment income to another registered plan, take it as taxable cash, or purchase an annuity or retirement income fund. If the employee dies while employed, the funds will be payable to their named beneficiary.

All eligible US employees, including Mr. Luxmoore, were entitled to make voluntary contributions to the Company’s 401(k) Plan up to a total maximum of \$20,500 in respect of 2022. Employees aged 50 and over may contribute a “catch-up” amount of \$6,500 per year for a maximum deferral of \$27,000 in respect of 2022. The Company makes a matching contribution to participant accounts of up to 6% of an employee’s compensation with a maximum match of \$18,300 in respect of 2022. All Company contributions to the 401(k) Plan vest immediately. If the employee terminates employment with an accrued benefit, the participant is entitled to a distribution of the non-forfeitable accrued benefit. The participant may defer payment until the mandatory benefit starting date. No tax consequences result with a direct rollover into a qualified plan. An employee who requests a lump sum withdrawal will be taxed and may incur an early withdrawal penalty. If an employee dies while employed, the funds will be payable to their named beneficiary.

No Named Executive Officers are members of a defined benefit retirement plan.

Named Executive Officers participate in a supplemental retirement plan (“**SERP Plan**”). There is a SERP Plan in Canada for the Canadian residents (the “**Canadian SERP Plan**”),

and a SERP Plan in the US for US residents (the “**US SERP Plan**”). The SERP Plans were designed in light of the legislated limits on contributions to the RRSP/DPSP and 401(k) Plans which result in a portion of the Named Executive Officer’s salary being excluded each year from contributions to these Plans. The SERP Plans assist the Company in attracting and retaining key employees by providing such employees with supplemental retirement benefits.

The SERP Plans are administered as unfunded plans, and “notional contributions” vest immediately. The Board may amend or terminate the SERP Plans at any time, and designate the eligible employees to participate in a SERP Plan for that year. For the Canadian SERP Plan, the contribution is in the form of a notional contribution equal to 14% of the Named Executive Officer’s compensation reduced by the amounts contributed to the RRSP and DPSP Plans for the year. The accumulated value of the Canadian SERP Plan is secured by bank letters of credit. For the US SERP Plan, the contribution is equal to 14% of a participant’s compensation reduced by their personal and employer contribution to the 401(k) Plan for the year.

Benefits from the SERP Plans are paid on the first day of the calendar month that starts after the later of the participant’s 60th birthday or termination of employment, in one or a combination of: (i) equal monthly or annual installments; or (ii) in a single lump sum. If a Named Executive Officer terminates their employment with the Company before age 60, they will forfeit the entire value of their account if, before attaining age 60, they engage in competitive employment as determined in good faith.

For the Canadian SERP Plan, the rate of return is set by application of the 10-year median return achieved by Canadian Balanced Pooled Funds, as measured by Vanguard Balanced Index Fund (VBINX). For 2022, the resulting rate was 10.85%. The US SERP Plan participants may select from three reference investment funds on an annual basis. The reference investment fund choices mirror actual fund choices in the Company’s 401(k) Plan.

The following table sets out information regarding the SERP Plans.

Name	Accumulated Value at Start of 2022 \$	Compensatory \$	Accumulated Value at End of 2022 \$
Ian M. Fillinger	838,469	342,784	1,290,823
Richard A. Pozzebon	97,506	125,557	240,453
S. Bruce Luxmoore⁽¹⁾	400,492	146,023	507,461
Andrew L. Horahan	282,999	118,907	439,062
J. Barton Bender	442,300	127,202	624,392

(1) Mr. Luxmoore’s start of year, compensatory, and end of year amounts have been converted from U.S. Dollars to Canadian Dollars using the Bank of Canada closing rate on December 31, 2021, average rate for 2022, and closing rate on December 31, 2022, respectively.

TERMINATION AND CHANGE OF CONTROL BENEFITS

The Company has entered into agreements with each of the Named Executive Officers that provide them with certain rights in the event of an involuntary termination of employment after a change of control of the Company. A change of control of the Company includes the acquisition of more than 50% of the Shares, the acquisition of control over more than 50% of the Shares, the disposal of all or substantially all of the Company's assets within a one year period, more than half of the slate of persons proposed for election as directors being nominated by a Shareholder or Shareholders acting in concert, or more than half of the directors of the Company being comprised of persons who either were not included in the slate proposed by the Board or were nominated by a Shareholder or Shareholders acting in concert.

Interfor has a double-trigger requirement in place with respect to cash benefits payable following a change of control. This means that two events must occur before any change of control benefits are payable: a change of control of the Company and the termination without cause of the Named Executive Officer's employment.

The table below summarizes the compensation that would be paid to the Named Executive Officers upon termination of employment without cause, either within two years after a change of control of the Company, or before a change of control if, before the termination of the Named Executive Officer, substantive discussions had commenced or an agreement had been entered into that led to the change of control.

Change of Control & Termination	Base Salary	Short Term Incentives	Long Term Incentives	Benefits	Pension / Other
Change of control and involuntary termination not for cause, or NEO terminates after constructive dismissal of their employment or compensation is changed or reduced to their detriment	Lump sum cash payment equal to two times annual base salary and car allowance	Lump sum cash payment equal to two times annual base salary multiplied by the average percentage bonus for each of the 3 years preceding the calendar year in which termination took place, plus a prorated bonus amount in respect of the year in which termination occurs	All rights or options to purchase Shares or receive cash payments under the Company's incentive compensation plans at the date of termination will immediately vest or become exercisable, and will continue to be held on the same terms & conditions as if the NEO continued to be employed by the Company, except that the rights or options shall be exercisable immediately	Continuation of all benefits and perquisites for two years after termination	Lump sum cash payment equal to two times annual cash contributions payable by Company to NEO retirement plans Lump sum cash payment which, after deducting income tax at the highest applicable rates, would be equal to the invested amount that provides the same after-tax pension benefits that the NEO would have been entitled to receive under the SERP, if his employment had continued for two more years Career counselling, relocation support comparable to senior executives of similar status

The following table sets out the estimated payments that would have resulted if there had been a change of control and termination without cause as of December 31, 2022.

Change of Control and Termination Without Cause

Named Executive Officer	Severance Period (Months)	Annual Base Salary (\$)	Payment in Respect of Salary, Bonuses and Benefits (\$)	Payment in Respect of PSUs (\$) ⁽¹⁾	Payment in Respect of Supplementary Pension (\$) ⁽²⁾	Total Change of Control Payments (\$) ⁽³⁾
Ian M. Fillinger	24	810,000	5,280,218	4,329,961	1,192,580	10,802,759
Richard A. Pozzebon	24	510,000	2,713,144	1,158,186	661,195	4,532,525
J. Barton Bender	24	450,000	2,379,774	1,175,805	472,427	4,028,006
S. Bruce Luxmoore ⁽⁴⁾	24	585,585	3,202,838	1,017,233	510,917	4,730,988
Andrew L. Horahan	24	450,000	2,470,560	1,056,843	413,228	3,940,631

(1) The amount payable in respect of PSUs awarded under the PSU Plans is based on the assumption that the performance period ended on December 31, 2022 and on the Market Value of the Shares on the TSX as at December 31, 2022, being \$22.95.

(2) The amount payable under the SERP Plan in the event of change of control & termination of employment, in addition to the accumulated value shown in the table on page 54.

(3) Based on the trigger event having occurred on December 31, 2022.

(4) Mr. Luxmoore's amounts have been converted from U.S. Dollars to Canadian Dollars using the Bank of Canada average rate for the relevant year.

Each of the following Named Executive Officers has contractual rights to severance in the event of an involuntary termination without cause, in the absence of a change of control. The following table sets out the estimated severance payments that would have resulted if there had been a termination without cause as of December 31, 2022.

Severance Without Cause

Named Executive Officer	Severance Period (Months)	Annual Base Salary (\$)	Payment in Respect of Salary, Bonuses and Benefits (\$) ⁽¹⁾	Payment in Respect of PSUs (\$) ⁽²⁾	Payment in Respect of Supplementary Pension (\$) ⁽³⁾	Total Severance Payments (\$) ⁽⁴⁾
Ian M. Fillinger	24	810,000	3,413,438	2,262,079	453,600	6,129,117
Richard A. Pozzebon	20	510,000	1,552,470	597,347	208,250	2,358,067
J. Barton Bender	19	450,000	1,322,870	629,661	174,563	2,127,094
S. Bruce Luxmoore ⁽⁵⁾	24	585,585	2,257,313	523,946	295,135	3,076,394
Andrew Horahan	24	450,000	1,725,780	550,352	226,800	2,502,932

(1) 12 months' base salary, bonus, and benefits, plus an additional one month per year of completed service, up to a maximum of 24 months.

(2) The amount payable in respect of PSUs awarded under the PSU Plans is based on the assumption that the performance period ended on December 31, 2022 and on the Market Value of the Shares on the TSX as at December 31, 2022, being \$22.95.

(3) The amount payable under the SERP Plan in the event of termination of employment, in addition to the accumulated value shown in the table on page 54.

(4) Based on the trigger event having occurred on December 31, 2022.

(5) Mr. Luxmoore's amounts have been converted from U.S. Dollars to Canadian Dollars using the Bank of Canada average rate for the relevant year.

In the event that a Named Executive Officer's employment is terminated for cause, voluntary resignation, disability, death or retirement, no payments or benefits will be made or provided under their change of control or severance agreements.

Each of the SAR Plan and PSU Plan has provisions that accelerate the vesting of SARs or PSUs, in circumstances where the Shares that form the basis for valuation of such SARs or PSUs, are materially affected in terms of value or become illiquid. Under these plans, if: (i) an offer is made by a third party to purchase Shares and more than 50% of the outstanding Shares are taken up and paid for under the offer; or (ii) a corporate reorganization in which the holders of SARs or PSUs do not otherwise participate as holders

of SARs or PSUs and which, in the opinion of the Board results in an illiquid market for the Shares, is effected (each, a “**Takeover**”), each of the Named Executive Officers shall for a period of 30 days after the Takeover have the right to exercise or be paid that percentage of their SARs or PSUs that is equal to the percentage of outstanding Shares taken up and paid for under the offer under (i) above (or such greater percentage as may be determined by the Board) or, in the case of a reorganization referred to in (ii) above, all SARs and PSUs held by that executive, notwithstanding that under its terms a SAR or PSU may not become exercisable until a later date.

Under the PSU Plan, if employment of a Named Executive Officer with Interfor or an affiliate is terminated following a change of control, and not for cause, the PSUs awarded (if any) relating to any performance period during which such cessation of employment occurs shall be accelerated and paid on or about 30 days following the date of termination of employment based on the average return on invested capital performance and relative total shareholder return measured over each such performance period and determined as if the applicable performance periods ended on the date of the change of control. The incremental amount that would be payable to any Named Executive Officer in relation to any PSU awards under the PSU Plan following or in connection with any termination of employment not for cause, resignation, retirement or change of control or change in a Named Executive Officer's responsibilities, assuming the triggering event took place on December 31, 2022, is shown in the table above. For more information on the PSU Plan, please see page 43 of this Information Circular.

As disclosed in the table on page 51 of this Information Circular, one of the Named Executive Officers held DSUs as at December 31, 2022. These DSUs were received through elections made by the Named Executive Officer to receive payments in DSUs under the Prior TSR Plan. The DSUs vested immediately upon grant or over a term determined by the MRCC, but can only be redeemed when a termination of position has occurred. The table on page 51 of this Information Circular sets out the Fair Market Value of such DSUs as at December 31, 2022. The Named Executive Officers holding such DSUs, are entitled to payment under the DSU Plan in respect of such DSUs following termination of employment, regardless of the reason for termination. No incremental payments will be made under the DSU Plan in the event of termination of employment, resignation, retirement, change of control or change in a Named Executive Officer's responsibilities. For more information regarding the DSU Plan, please see pages 32 and 48 of this Information Circular.

OTHER INFORMATION

AGGREGATE INDEBTEDNESS

As of March 8, 2023, no executive officer, director, employee or former executive officer, director or employee is indebted to the Company or any of its subsidiaries.

INDEBTEDNESS OF DIRECTORS AND EXECUTIVE OFFICERS

No director or officer of the Company, no proposed nominee for election as a director of the Company, and no associate of any such director, officer or proposed nominee, is or at any time during the most recently completed financial year has been, indebted to the Company or any of its subsidiaries or had indebtedness to another entity that is, or has been, the subject of a guarantee, support agreement, letter of credit or similar arrangement or understanding provided by the Company or any of its subsidiaries, other than, in each case, "routine indebtedness" (as defined under applicable securities laws) or indebtedness which was entirely repaid before the date of this Information Circular.

INTEREST OF INFORMED PERSONS IN MATERIAL TRANSACTIONS

None of the directors or executive officers of the Company, no proposed nominee for election as director of the Company, no person or company who beneficially owns, or controls or directs, directly or indirectly, voting securities of the Company or a combination of both carrying more than 10% of the voting rights attached to all outstanding voting securities of the Company (a "**10% Holder**"), no person who is a director or executive officer of a 10% Holder or subsidiary of the Company and no associate or affiliate of any of the foregoing has any material interest, direct or indirect, in any transaction since the commencement of the Company's most recently completed fiscal year or in any proposed transaction which has or would materially affect the Company or any of its subsidiaries.

INTEREST OF CERTAIN PERSONS OR COMPANIES IN MATTERS TO BE ACTED UPON

Other than through the beneficial ownership of securities of the Company described in this Information Circular, none of the directors or executive officers of the Company, no proposed nominee for election as a director of the Company, none of the persons who have been directors or executive officers of the Company at any time since the beginning of the Company's last financial year and no associate or affiliate of any of the foregoing has any material interest, direct or indirect, in any matter to be acted upon at the Meeting other than the election of directors or the appointment of auditors.

SHARE REPURCHASES

On November 11, 2021, the Company commenced a normal course issuer bid ("**NCIB**") for the twelve-month period ending on November 10, 2022, to purchase for cancellation up to 6,041,701 Shares, which represented 10% of the Company's public float as at November 4, 2021. The Company purchased the full allowance of 6,041,701 Shares under the NCIB at a weighted average price of \$37.60 per Share. All purchased Shares were cancelled.

On July 26, 2022, the Company announced a substantial issuer bid ("**SIB**") pursuant to which the Company offered to purchase up to \$100.0 million in value of its outstanding Shares for cancellation from holders of Shares for cash. The SIB proceeded by way of a "modified Dutch auction" procedure with a tender price range from \$29.00 to \$34.00 per Share. On September 12, 2022, the Company announced that it had purchased for

cancellation 3,355,704 Shares for total consideration of \$100.0 million at a price of \$29.80 per Share.

On November 11, 2022, the Company renewed its NCIB for the twelve-month period ending on November 10, 2023, to purchase for cancellation up to 5,105,002 Shares, which represents 10% of the Company's public float as at October 28, 2022. As of March 8, 2023, no Shares have been purchased under this NCIB.

Under TSX rules, the Company is allowed to purchase daily a maximum of 73,486 Shares, representing 25% of the average daily trading volume of the Shares over the six-month period ending October 31, 2022, subject to certain exemptions for block purchases. All purchases will be made through open market transactions through the facilities of the TSX or other Canadian alternative trading systems and will conform to their rules and regulations. The price to be paid by Interfor for any Shares will be the market price at the time of acquisition. All Shares purchased pursuant to the NCIB will be cancelled.

The Company has also entered into an automatic securities purchase plan agreement with a securities broker under which the broker will act as the Company's agent to acquire Shares under the NCIB during the Company's scheduled blackout periods in the course of the NCIB. Purchases by the broker under the NCIB during these periods will be made at the broker's discretion, subject to certain parameters established by Interfor prior to each period with respect to price and number of Shares.

Shareholders may obtain, without charge, a copy of the notice of the NCIB filed by the Company with the TSX, by contacting the Corporate Secretary at the contact details under the heading "Additional Information" below.

ADDITIONAL INFORMATION

Additional information relating to the Company is available under the Company's profile on SEDAR at www.sedar.com and on the Company's website at www.interfor.com. Financial information is provided in the Company's consolidated financial statements and management's discussion and analysis for its most recently completed financial year. These documents can be downloaded from the Company's website and the Company will provide to any Shareholder, upon request to the Corporate Secretary of the Company, a copy of its Annual Information Form, its consolidated annual and interim financial statements and

management's discussion and analysis related thereto, and this Information Circular. Requests can be made as follows:

By mail: Corporate Secretary
Interfor Corporation
1600-4720 Kingsway
Burnaby, BC V5H 4N2

Or by email: corporatesecretary@interfor.com

The contents and the sending of this Information Circular have been approved by the Board of Directors of the Company.

Dated at Burnaby, British Columbia, this 8th day of March, 2023.

"Xenia Kritsos"

XENIA KRITSOS
General Counsel & Corporate Secretary

APPENDIX A: MANDATE OF THE BOARD

Objective of the Board of Directors

To ensure that the business and affairs of Interfor Corporation (the “**Company**”) are conducted in the best interests of the Company and in conformity with the law (the “**Board Objective**”).

General Role of the Board of Directors

The role of the Board of Directors (the “**Board**”) is to promote a strong, viable and competitive company operating with honesty and integrity and to supervise the Company’s management (“**Management**”) in the conduct of the affairs and business of the Company.

The Board delegates the responsibility for the day-to-day conduct of business to the Management of the Company.

Stewardship Responsibilities of the Board of Directors

The principal duties and responsibilities of the Board include:

1. **Corporate Governance.** To establish an effective process of corporate governance, including principles and guidelines specific to the Company, and to monitor the Company’s compliance with applicable law and the Company’s corporate governance regulations and guidelines as required by the securities regulatory authorities and the stock exchanges on which the Company’s securities trade.
2. **Strategic Plan.** To ensure the Company has a strategic planning process in place and to regularly review and approve the strategies that evolve from this process.
3. **Risk Management.** To identify the principal risks facing the Company and ensure that systems are in place to manage these risks.
4. **Officer Appointment and Evaluation.** To appoint, assess and compensate officers, in particular the Chief Executive Officer (“**CEO**”) and to approve the annual corporate goals and objectives the CEO is responsible for meeting.
5. **Succession Planning.** To approve a plan for succession and development of senior Management.
6. **Stakeholder Communication.** To ensure the Company has an effective two-way communication policy with shareholders, other stakeholders and the public.
7. **Internal Controls.** To ensure effective internal controls and information systems exist to provide reliable historical and forward-looking information with respect to financial matters, environmental matters and other regulatory compliance.
8. **Financial Reporting Integrity.** To ensure the integrity of the Company’s reporting of its financial performance.
9. **Company Integrity.** To satisfy itself as to the integrity of the CEO and Management and to ensure that a culture of integrity exists throughout the Company.

10. **Code of Conduct.** To approve and regularly review the Company's Code of Conduct and to ensure that the Company has appropriate programs and processes in place to monitor compliance thereof with the objective of promoting a culture of integrity throughout the Company.
11. **Health, Safety and Environmental Compliance.** To ensure that the Company complies with all health, safety and environmental legislation in all areas in which the Company operates.
12. **Corporate Responsibility.** To ensure the Company's commitment to the dignity, well-being and human rights of our employees, workers in our supply chain, and local communities.

Subject to the provisions of the *Business Corporations Act* (British Columbia) and the Company's Articles, the Board may establish committees of the Board (each a "**Committee**") and delegate certain of the Board's responsibilities to such Committees. The Board is responsible for appointing the Chair and members of each Committee in accordance with the Terms of Reference for each Committee.

